

# 2016 Community Health Needs Assessment

# Holy Redeemer Hospital

Prepared by:  
Public Health Management  
Corporation  
Centre Square East  
1500 Market Street  
Philadelphia, PA 19102

Approved by the HRHS Board on:  
June 22, 2016

Published on: June 30, 2016

---

## TABLE OF CONTENTS

PURPOSE .....	5
COMMUNITY DEFINITION .....	6
PREVIOUS NEEDS ASSESSMENT .....	8
PUBLIC HEALTH MANAGEMENT CORPORATION QUALIFICATIONS.....	10
II. PROCESS AND METHODS .....	12
DATA ACQUISITION AND ANALYSIS .....	12
PHMC SOUTHEASTERN PENNSYLVANIA HOUSEHOLD HEALTH SURVEY .....	14
U.S. CENSUS .....	15
VITAL STATISTICS.....	15
2015 COUNTY HEALTH RANKINGS & ROADMAPS .....	16
COMMUNITY MEETINGS AND INTERVIEWS .....	16
INFORMATION GAPS.....	18
III.COMMUNITY DEMOGRAPHICS .....	19
AGE.....	19
RACE/ETHNICITY .....	20
LANGUAGE SPOKEN AT HOME .....	20
SOCIOECONOMIC INDICATORS.....	21
Education .....	21
Employment.....	22
Poverty .....	23
Median Household Income.....	24
Home Ownership .....	25
IV.HEALTH OF THE COMMUNITY .....	26
COUNTY HEALTH RANKINGS AND ROADMAPS.....	26
BIRTH OUTCOMES.....	27
Fertility Rates .....	27
Low Birth Weight .....	29
Premature Births.....	30
Prenatal Care.....	31
MORTALITY .....	32
Infant Mortality.....	32

Mortality .....	33
MORBIDITY .....	36
HIV and AIDS .....	36
Communicable Disease .....	37
HEALTH STATUS .....	38
Self-Reported Health Status.....	38
SPECIFIC HEALTH CONDITIONS .....	41
Hypertension.....	41
Diabetes .....	42
Asthma .....	43
Overweight and Obesity .....	44
Mental and Behavioral Health .....	46
V. ACCESS AND BARRIERS TO HEALTH CARE.....	48
Economic Barriers .....	48
Health Insurance Status .....	49
PRIMARY CARE .....	51
Preventative Care.....	52
Health Screenings .....	53
HEALTH BEHAVIORS.....	56
Nutrition.....	56
Exercise .....	56
Tobacco Use .....	57
VII. EXISTING RESOURCES .....	58
VIII. SPECIAL POPULATIONS .....	59
Racial and ethnic minority and immigrant communities.....	59
Low and moderate income populations .....	60
Older adults.....	62
VI. FINDINGS .....	63
Unmet Needs .....	63
Prioritization .....	66
Potential Resources .....	67
APPENDIX A: PHMC’S COMMUNITY AND POPULATION ASSESSMENTS.....	68
APPENDIX B: U.S. CENSUS TABLES .....	71

APPENDIX C: VITAL STATISTICS TABLES ..... 87  
APPENDIX D: HOUSEHOLD HEALTH SURVEY TABLES..... 97  
APPENDIX E: SIGNIFICANCE TESTING..... 104  
APPENDIX F: RESOURCE LISTS..... 106  
APPENDIX G: COUNTY HEALTH RANKING ..... 166

---

# HOLY REDEEMER HOSPITAL

---

## 2016 COMMUNITY HEALTH NEEDS ASSESSMENT



The purpose of the needs assessment is to **identify and prioritize community health needs** so that the hospital can develop strategies and implementation plans that benefit the public as well as satisfy the requirements of the Affordable Care Act.

## I. ASSESSMENT

### PURPOSE

---

This report summarizes the results of an assessment of the health status and unmet health care needs of residents of Holy Redeemer Hospital's (Holy Redeemer) service area. Holy Redeemer Hospital is a general medical and surgical hospital in Meadowbrook, PA., with 242 beds.

- The purpose of this needs assessment is to identify and prioritize community health needs so that the hospital can develop strategies and implementation plans that benefit the public, as well as satisfy the requirements of the Affordable Care Act.
- The needs assessment was conducted by Public Health Management Corporation, a private non-profit public health institute.

This Assessment section includes:

- a definition of the community assessed in the report;
- a description of the previous needs assessment; and
- the qualifications of PHMC to conduct the assessment.

This section is followed by II. Process and Methods; III. Community Demographics; IV. Health of the Community; V. Access to Care; VI. Health Behaviors; VII. Special Populations; VIII. Existing Resources; and IX. Unmet Needs. Tables are included in the Appendices

## COMMUNITY DEFINITION

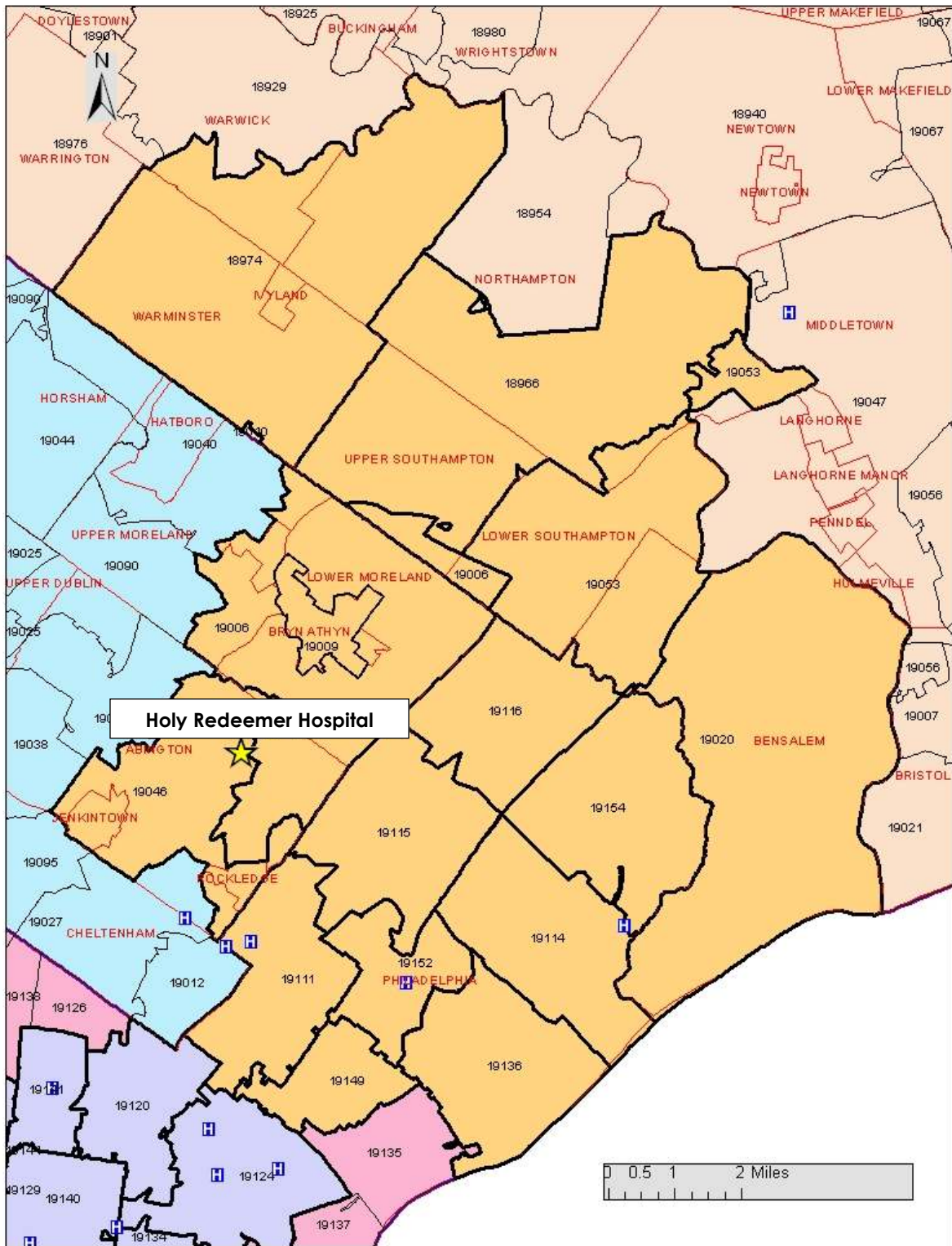
**THE COMMUNITY (2015 POP. 531,146)** for purposes of this needs assessment was defined as the Zip codes where **75% of Holy Redeemer's inpatient admissions derive.**

With an emphasis on providing a continuum of care for people of all ages, Holy Redeemer remains true to the mission to care, comfort, and heal that its sponsor, the Sisters of the Holy Redeemer, began in the region in 1924. With corporate offices in Huntingdon Valley, PA, Holy Redeemer is a Catholic healthcare provider, serving portions of southeastern Pennsylvania and 12 counties in New Jersey, from Union County south to Cape May County. Holy Redeemer is a community-based integrated health and social service delivery and financing system sponsored by the Sisters of the Holy Redeemer.

Holy Redeemer Hospital is located in Meadowbrook, Pennsylvania, in Montgomery County. Holy Redeemer's primary service area is defined as the zip codes from which 75% of the hospital's inpatients reside. The service area includes communities in Bucks, Montgomery, and Philadelphia Counties (Table 1, Map 1).

<b>Table 1. Holy Redeemer Hospital &amp; Medical Center</b>		
<b>Primary Service Area</b>		
<b>Zip Code</b>	<b>City</b>	<b>County</b>
18966	Southampton	Bucks
18974	Warminster	Bucks
19006	Huntingdon Valley	Montgomery
19020	Bensalem	Bucks
19046	Jenkintown	Montgomery
19053	Feasterville/Trevose	Bucks
19111	Philadelphia	Philadelphia
19114	Philadelphia	Philadelphia
19115	Philadelphia	Philadelphia
19116	Philadelphia	Philadelphia
19136	Philadelphia	Philadelphia
19149	Philadelphia	Philadelphia
19152	Philadelphia	Philadelphia
19154	Philadelphia	Philadelphia
19009	Huntingdon Valley	Montgomery

Map 1. Holy Redeemer Hospital Primary Service Area





In 2013, Holy Redeemer Hospital conducted a community health needs assessment of its service area. The essential findings from the 2013 needs assessment, and its impact, are summarized below.

## PREVIOUS NEEDS ASSESSMENT

---

Holy Redeemer's Community Health Needs Assessment Committee members chose three criteria on which to base prioritization of the identified needs, including:

- magnitude of the problem;
- alignment with Holy Redeemer's strategic plan; and
- availability of Holy Redeemer resources to make an impact.

The criteria were ranked for weighting. For each criterion, committee members then ranked the list of identified needs. Identified needs that were ranked as priority include the following.

- Pre-natal Care
- Cervical Cancer Screenings
- Breast Cancer Screenings (Breast Exam and Mammograms)
- Cancer related deaths
- Smoking Prevention, Intervention and Cessation
- High Blood Pressure

These needs were addressed by an Implementation Plan, which resulted in the following impacts on each unmet need:

*Pre-natal Care* - Activities included Holy Redeemer's obstetrical and family practice physicians working with patients to get access to early pre-natal care, working with patients to sign up for Medicaid to ensure access to insurance, and education efforts on social media and in our hospital publications. The percent of women who obtained late or no pre-natal care decreased from the 2013 CHNA (33.9%) to this CHNA (31%), but is still over HP2020 (22.1%). Premature births decreased from approximately 11.9% (3 County) to 10%.

*Cancer Screenings* - For cervical cancer (PAP) and breast cancer screenings (breast exam and mammograms), some activities included increased focus in physician practice offices on obtaining screenings through increased population health efforts, education efforts on social media and in our hospital publication, and adding cervical

screenings to breast cancer screenings (mammogram referrals) for uninsured women. It is difficult to determine if there was an improvement since the 2013 CHNA because timing and/or age guidelines have changed and survey tool questions with them. However, in both cases the percent of screenings do not meet the HP2020 measurement.

*Cancer Deaths* - Activities included increased screenings as well as a focus on healthier living. Focus in the hospital and throughout facilities on improving the nutrition of food offered, community garden and farmer's market, education on healthier living through social media and publications, annual Heart Healthy Expo (nutrition, screenings, stress release, exercise, medication analysis, etc.), and Senior Health and Fitness Day (screenings, exercise, nutrition, safety). In addition, through an increased focus on population health in the physician practice offices in obtaining screenings and improving wellness. The number of cancer deaths has decreased from 185/100,000 in the 2013 CHNA to 177/100,000 in this CHNA.

*Smoking Prevention and Cessation* - Activities included an increased focus on population health in the physician practice offices on smoking cessation efforts, education through social media and publications, availability of smoking cessation kits for inpatients, their families and employees, and availability of lung cancer screening. Although the percent of people trying to stop has increased from the 2013 CHNA of 55.2% to this CHNA of 63%, the percent of people smoking has also increased from 16.1% to 19%.

*High Blood Pressure* - See Cancer Deaths for activities as similarly the focus was on healthy living and screenings. Those 18 and older diagnosed with high blood pressure has decreased from the 2013 CHNA of 36.8% to 33% in this CHNA. However, items that contribute to a healthier blood pressure did not decrease. Those people who do not eat 3 or more fruits or vegetables per week increased from the 2013 CHNA of 75.7% to 79% in this CHNA. Also, the number of people eating at fast food restaurants has increased. Also, the number of people not exercising at all has dramatically increased from the 2013 CHNA of 12.8% to 24% in this CHNA.

## PUBLIC HEALTH MANAGEMENT CORPORATION QUALIFICATIONS

---

PHMC uses best practices **to improve community health** through direct service, partnership, innovation, policy, research, technical assistance, and a prepared workforce.

Public Health Management Corporation (PHMC) is a 501(c)(3) non-profit corporation that was founded in 1972 to address problems in the organization and delivery of health and social services. PHMC is a public health institute that creates and sustains healthier communities and envisions a healthy community for all.

In 2013, PHMC completed 28 Community Health Needs Assessments for Southeastern Pennsylvania non-profit hospitals, and has been assessing the health needs of the community since 1972. For a comprehensive list of completed assessments, see Appendix A.

- PHMC's Community Health Data Base is uniquely qualified to provide comprehensive services to not-for-profit hospitals. It is the only public health institute in Pennsylvania, has many years' experience collaborating with health care stakeholders, and can facilitate the participation of these diverse groups as required by the ACA.
- PHMC staff are public health experts who have conducted many services over the past twenty years for hospitals, health departments, foundations, and other non-profits.
- Currently, PHMC is conducting Community Health Needs Assessments for the following hospitals and health systems in SEPA:
  - Crozer Keystone Health System
  - Doylestown Hospital
  - Einstein Healthcare Network
  - Grand View Health
  - Holy Redeemer Hospital
  - Main Line Health
  - Mercy Health System East
  - St. Mary Medical Center

- Temple University Health System
- The Children's Hospital of Philadelphia
- University of Pennsylvania Health System

PHMC's service qualifications also include developing and maintaining the Southeastern Pennsylvania Community Health Data Base ([www.CHDBdata.org](http://www.CHDBdata.org)).

- The CHDB provides an unmatched set of information on local community health needs that can be used to develop focused findings supported by reliable data. These data can also be used in developing priorities and rationales for strategic plans that are ACA compliant.

The biennial SEPA Household Health Survey collects information on more than 13,000 residents (children, adults, and seniors) living in the five-county SEPA region. The survey is the longest running community health survey in the United States, as well as one of the largest regional surveys of its kind.

Francine Axler and Lisa R. Kleiner are the co-directors of this Community Health Needs Assessment.

**Francine Axler, Executive Director, Community Health Data Base.** Since 1989, Francine has been actively involved in the field of public health and health promotion, specifically in the collection and dissemination of health status, health behaviors, and utilization of health services data for residents of Southeastern Pennsylvania. Francine is particularly focused on teaching health and human service providers how to utilize community level health data to develop needed, effective and targeted health promotion programs for vulnerable populations. Francine directs PHMC's Community Health Data Base. She has a degree in sociology and a graduate degree in public health education.

**Lisa Kleiner, Manager of Operations, Community Health Data Base.** For the past twenty-eight years, Lisa has worked on a broad range of evaluation, research, and technical assistance projects. Lisa has conducted and coordinated over 50 population and community needs assessments focusing on older adults, racial/cultural minorities, persons with behavioral health needs, homeless families, maternal and child health and other at-risk groups and communities. In addition to this expertise, Lisa has provided training and technical assistance to over 200 organizations to enable them to build their capacity to define and measure program outcomes and impact, tailoring the technical assistance to the specific needs of the organization and staff. Lisa has a law degree and a graduate degree in social work.

## II. PROCESS AND METHODS

The five steps in the needs assessment process were:

1. defining the community;
2. identifying existing primary and secondary data and data needs;
3. collecting primary and secondary data;
4. analyzing data; and
5. preparing a written narrative report.

Additional hospital and geographic specific data are supplied in the Appendices to allow Holy Redeemer to further target community health needs. The data acquisition and analysis, community representatives, and information gaps are described in more detail below.

---

### DATA ACQUISITION AND ANALYSIS

---

Both primary and secondary and quantitative and qualitative data were obtained and analyzed for this needs assessment.

- Obtaining information from multiple sources, known as triangulation, helps provide context for information and allows researchers to identify results which are consistent across more than one data source.

**Quantitative information** from:

- the 2013 American Community Survey, and 2015 and 2020 Nielsen-Claritas Pop-Facts;
- Pennsylvania Health Department vital statistics on births, deaths, communicable diseases, and cancer incidence (2008-2012 and 2009-2012);
- PHMC's 2015 Southeastern Pennsylvania Household Health Survey;
- 2015 County Health Roadmaps & Rankings for Bucks, Delaware, Montgomery, and Philadelphia Counties.

were analyzed for the hospitals' service area using the Statistical Program for Social Sciences (SPSS).

Frequency distributions were produced for variables for multiple years of data so trends over time could be identified and described. In addition, for Household Health Survey measures, tests of significance were conducted comparing the service area to the HHS for Southeastern Pennsylvania to objectively identify and prioritize unmet needs.

In addition, quantitative data for each service area from the HHS was compared to health objectives for the United States from HP 2020, and to data collected for Pennsylvania from the Center for Communicable Diseases' 2014 Behavioral Risk Factor Surveillance Survey.

**Qualitative information.** PHMC also collaborated with Holy Redeemer to identify individuals living and/or working in the communities in the hospital's service area who could provide input on the needs assessment as community members, public health experts, and as leaders or persons with knowledge of underserved racial minorities, low income residents, and/or the chronically ill. Meeting participants were not compensated.

- Participants who could not attend were invited to send written comments, and these were incorporated into the report.
- Input from the community meeting participants, including county and local health department officials and public health experts, was used to further identify and prioritize unmet needs, local problems with access to care, and populations with special health care needs.

Qualitative information from the community meetings was analyzed by identifying and coding themes common to participants, and also themes that were unique.

- This information was organized into major topic areas related to health status, access to care, special populations, and unmet needs.

These data sources are described in more detail in the next section.

The information from this needs assessment will be used by the hospital to develop a community health implementation plan.

.

A total of **1,274 interviews were conducted with adults** residing in the hospital's service area, including 369 adults age 60 and over and 443 households with a selected child under the age of 18.

---

#### PHMC SOUTHEASTERN PENNSYLVANIA HOUSEHOLD HEALTH SURVEY

---

Holy Redeemer received input on the needs of the community, including the medically underserved, low-income, and minority populations from PHMC's 2015 Southeastern Pennsylvania Household Health Survey. The survey questionnaire examines health status and utilization of, and access to, health care among adults and children in the five-county area of Bucks, Chester, Delaware, Montgomery and Philadelphia Counties.

- The survey was conducted through telephone interviews with people 18 years of age and older living in 10,018 households in Southeastern Pennsylvania. Of this total sample of 10,018 adults, 1,274 adult survey respondents lived in Holy Redeemer Hospital's service area and participated in the survey. These 1,274 households also included 369 adults age 60 and over and 443 households with at least one child under the age of 18.
- A total of 2,009 cell phone interviews were conducted with adults in the five county area. Cell phone respondents received the same survey questionnaire as landline respondents.

The survey includes many questions that have been administered and tested in national and local health surveys:

- National Center for Health Statistics (NCHS) for the National Health Interview Survey (NHIS);
- The Behavioral Risk Factor Surveillance Survey (BRFSS);
- The California Women's Health Survey;
- The Social Capital Community Benchmark Survey (Kennedy School of Government, Harvard University); and
- The Survey on Childhood Obesity (Kaiser Family Foundation/San Jose Mercury News).

Households in each of the five counties were selected to guarantee representation from all geographic areas and from all population subgroups. When needed, the interviews were conducted in Spanish.

The survey was administered for PHMC by Abt/SRBI, Inc., a research firm in New York City, between December 2014 and March 2015.

The final sample of interviews is representative of the population in each of the five counties so that the results can be generalized to the populations of these counties.

Within each selected household with more than one eligible adult, the Last Birthday Method was used to select the adult who last had a birthday as the respondent for the interview (with the exception of the cell phone sample).

- In households with children, the child under age 18 who most recently had a birthday was selected as the subject of the child interview.
- The survey incorporates over-samples of people ages 60-74 and 75 and older to provide a sufficient number of interviews for separate analyses of the responses of people in these subgroups.

Information from the survey was analyzed for the community as a whole and for the uninsured, medically underserved, poor, ethnic and racial minorities, children, and older adults. The results of the survey were taken into account in identifying the size and location of these medically underserved populations, their unmet health care needs, and any barriers they encounter to accessing services. Priorities among these needs were established by comparing the results of the 2015 HHS to Health People 2020 benchmarks, existing resources, and the hospital's existing programs and mission.

---

#### U.S. CENSUS

---

This report includes data on the characteristics of the hospital's service area residents, and residents of Bucks, Chester, Delaware, Montgomery, and Philadelphia Counties for the years 2013, 2015 and 2020. Data from the 2010 U.S. Census, estimates from the 2013 and 2015 American Community Survey, and the Nielsen-Claritas Pop-Facts Database projections for 2020 were also used. The Nielsen-Claritas Pop-Facts Database uses an internal methodology to calculate and project socio-demographic and socioeconomic characteristics for non-census years, relying on the U.S. Census, the Current Population Survey, and the American Community Survey.

---

#### VITAL STATISTICS

---

The most recent information on births, birth outcomes, deaths, cancer, and reportable diseases and conditions for residents of the hospitals' service areas and Southeastern Pennsylvania was obtained from the Pennsylvania Department of Health, Bureau of Health Statistics and Research.



- Five year (2009-2012) annualized average rates for natality and four year (2008-2012) annualized average rates for mortality and cancer incidence were calculated by PHMC.
- Mortality rates were age-adjusted using the Direct Method and the 2000 U.S. standard million population.

The denominators for all 2008-2012 and 2009-2012 vital statistics rates for the county and state were interpolated from the 2010 U.S. Census and the 2015 American Community Survey. The number of women ages 15-44 and ages 15-17 was also interpolated from the 2010 US Census and 2015 American Community Survey.

---

### 2015 COUNTY HEALTH RANKINGS & ROADMAPS

---

The *County Health Rankings* measures the health of nearly all counties in the nation and ranks them within states. The *Rankings* are compiled using county-level measures from a variety of national and state data sources. These measures are standardized and combined using scientifically-informed weights.

---

### COMMUNITY MEETINGS AND INTERVIEWS

---

The hospital solicited and took into account input from persons or organizations that represent the broad interests of the community it serves, including:

- Local city and county health departments from each of the five counties in SEPA;
- Members and/or representatives of medically underserved, low-income, and minority populations; and
- Written comments received on the most recent service and Implementation Strategy.

Holy Redeemer solicited and took into account input from persons or organizations that represent the broad interests of the community it serves. In general, input was received on the unmet health care needs, existing health care resources, and special needs of minority and medically underserved populations. The community meeting was guided by a set of written questions that focused on participants' perceptions of the most important physical and behavioral health problems in the area, programs that successfully address these issues, gaps in services, barriers to care, vulnerable and underserved populations, and how to best reach individuals in the community.

This input was solicited from 31 service area community representatives of the medically underserved, low-income, and minority populations in the service area. Potential

participants for the meetings were invited by mail or electronic mail to attend the meeting.

- The input was received at the community meeting on June 23, 2015 at Wesley Enhanced Living Pennypack Park, located in Northeast Philadelphia, and in interviews with the Deputy Health Commissioner of the Philadelphia Department of Public Health on September 8, 2015 and with the Montgomery County Health Department on November 3, 2015.
- Anyone who could not attend was invited to send written comments at any time.

The community members attending the meeting represented the organizations listed below, and included local government, public health experts, and members and representatives of medically underserved, low-income, and minority populations.

### **Organizations representing medically underserved, low income and minority populations**

- American Cancer Society, Southeast Region, East Central Division
- Deer Meadows Retirement Community (6)
- Friendship Pharmacy
- Mercy Home Health, Mission Integration
- Nazareth Hospital (6)
- Holy Redeemer Health System (2)
- Arthritis Foundation
- KleinLIFE, Community Services
- St. John's Lutheran Church of Mayfair
- Nazareth Hospital's Patient & Family Advocacy Council
- Boulevard SDA Church
- CORA Services
- Wesley Enhanced Living, Professional and Community Relations
- Vitas Innovative Hospice Care
- Chester Senior Center
- St. Jerome School
- Temple Beth Ami Synagogue
- Catholic Community Services

### **Local Government**

- James Kennedy, Office of U.S. Representative Brendan T. Boyle
- Philadelphia Fire Department, Community Risk Reduction
- Philadelphia Police Department, 7<sup>th</sup> District, Community Relations
- Tom Holroyd, Office of City Councilman Bobby Henon

### **Public Health Experts**

Philadelphia Department of Public Health

Montgomery County Department of Public Health

The input from this meeting is summarized in each section of this report, as pertinent.

---

#### INFORMATION GAPS

---

Quantitative information for socioeconomic and demographic information, vital statistics, and health data was available at the ZIP code level for the service area. To fill potential gaps in information, these data were supplemented by detailed information about the service area obtained from community meetings

### III.COMMUNITY DEMOGRAPHICS

The population of the Holy Redeemer service area is 531,146. It was 530,046 in 2013 and is predicted to increase to 537,356 in 2020, representing a 1% increase between 2013-2020.

#### AGE

In the Holy Redeemer service area, 18-44 year olds make up 34% of the population (181,701); this age group is predicted to decline by 1% into 2020. The 18-44 year old group in Montgomery County makes up a similar percentage of the population (33%) and is following the same growth trend as the Holy Redeemer service area.

- Twenty seven percent of the Holy Redeemer service area residents are between the ages of 45-65 (143,614). This percentage has not changed since 2013, but by 2020 is predicted to decrease by 1%.
- Twenty percent of the Holy Redeemer service area residents (112,798) are children between the ages of 0-17. This percentage has not changed since 2013 and is predicted to hold steady into 2020. This mirrors both the age distribution and growth rate for this age group in Montgomery County overall.
- The 65+ population (93,033) makes up 18% of the overall population in 2015, and is the only age group in the Holy Redeemer service area which is predicted to increase in size (1%) by 2020.

**Figure 1. Age Distribution of the Population, 2015**

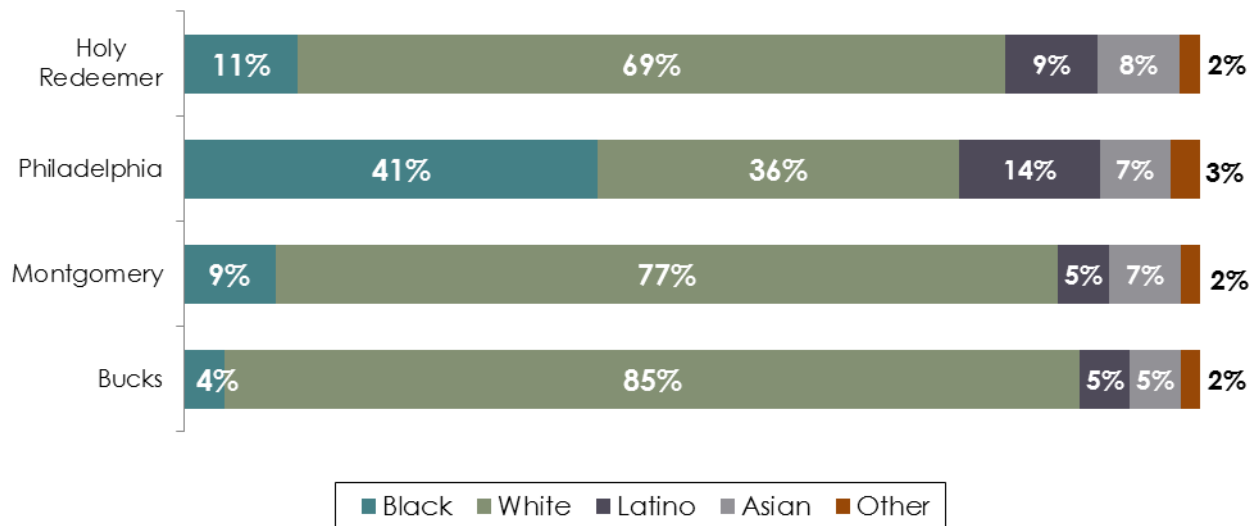


## RACE/ETHNICITY

The majority of Holy Redeemer service residents (69%) are White. Eleven percent of the population is Black, 9% is Latino and 8% is Asian. This pattern is slightly different than the pattern in Montgomery County as a whole, where 77% of the population is White, 9% is Black, 7% is Asian and 5% is Latino.

- The percentage of White residents in the Holy Redeemer service area is predicted to decline by 4% by 2020.
  - It is a steeper decline than what is predicted in Montgomery County overall where White residents are predicted to decline by only 2% by 2020.
- The percentage of Latino residents in the Holy Redeemer service area is predicted to increase by 2% by 2020, which is a slightly larger increase than is predicted for Montgomery County as a whole (1%).

**Figure 2. Race and Ethnicity, 2015**



Source: Nielsen-Claritas Pop-Facts Database and 2010 U.S. Census

## LANGUAGE SPOKEN AT HOME

Three-quarters of residents within the Holy Redeemer service area (77%) speak English at home. Six percent speak Spanish and 5% speak an Asian language.

- The Holy Redeemer service area has more Spanish speakers (6%) than Montgomery County as a whole (3%).
- Although not indicated in the statistics, but anecdotally known, is the increase in Russian speaking residents throughout Holy Redeemer's service area.

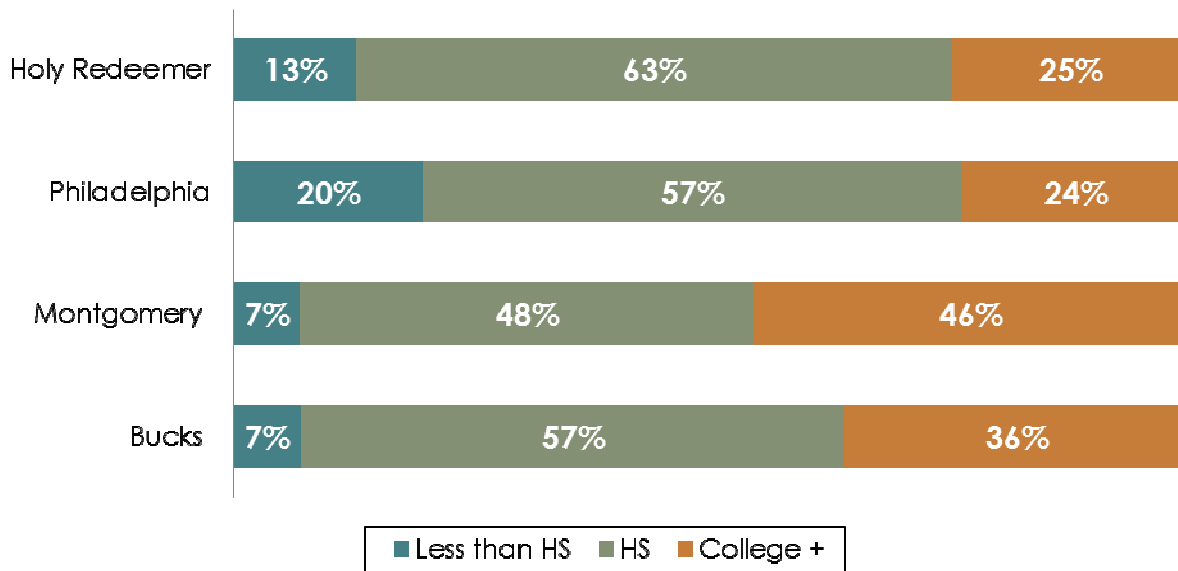
## SOCIOECONOMIC INDICATORS

### EDUCATION

The majority of Holy Redeemer service residents (63%) are high school graduates, and an additional one-quarter have a college degree or more. Only 13% of residents did not graduate from high school.

- The educational attainment of residents in the service area has remained fairly stable over time with a slight increase in those attaining a college degree or more (1% between 2013 and 2015).
- Montgomery County as a whole has a higher percentage of residents with a college degree or more (46%) and a smaller percentage of residents with less than a high school degree (7%) than the Holy Redeemer service area.

**Figure 3. Educational Attainment, 2015**



Source: Nielsen-Claritas Pop-Facts Database and 2010 U.S. Census

---

## EMPLOYMENT

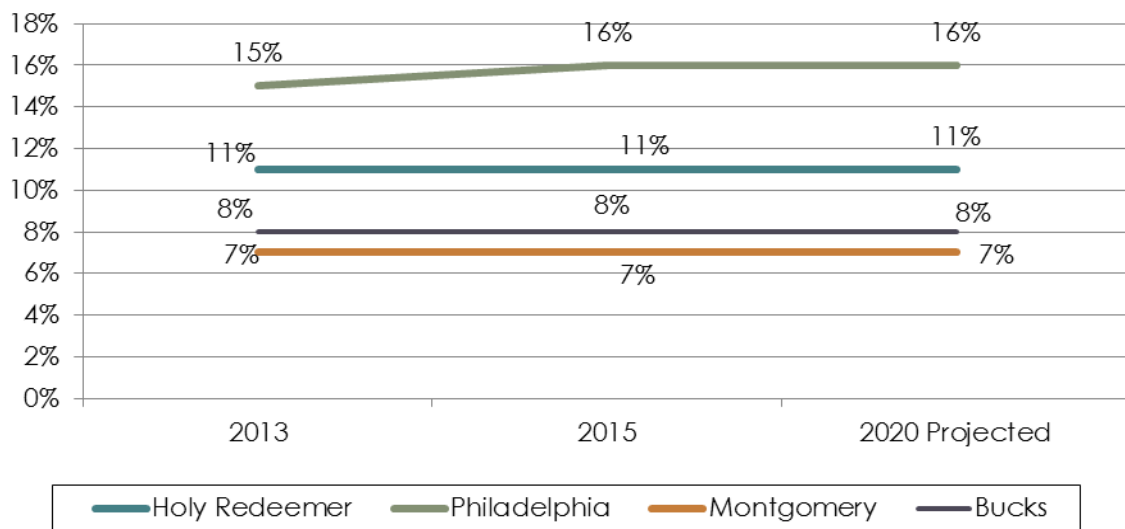
---

A substantial majority of residents age 16 and older in the Holy Redeemer service area are employed (89%); 11% are unemployed.

- Unemployment has remained relatively stable since 2013 and it is predicted to stay the same through 2020.

Unemployment is higher in the Holy Redeemer service area (11%) than in Montgomery County as a whole (7%).

**Figure 4. Unemployment, 2013, 2015, and 2020**



Source: Nielsen-Claritas Pop-Facts Database and 2010 U.S. Census

---

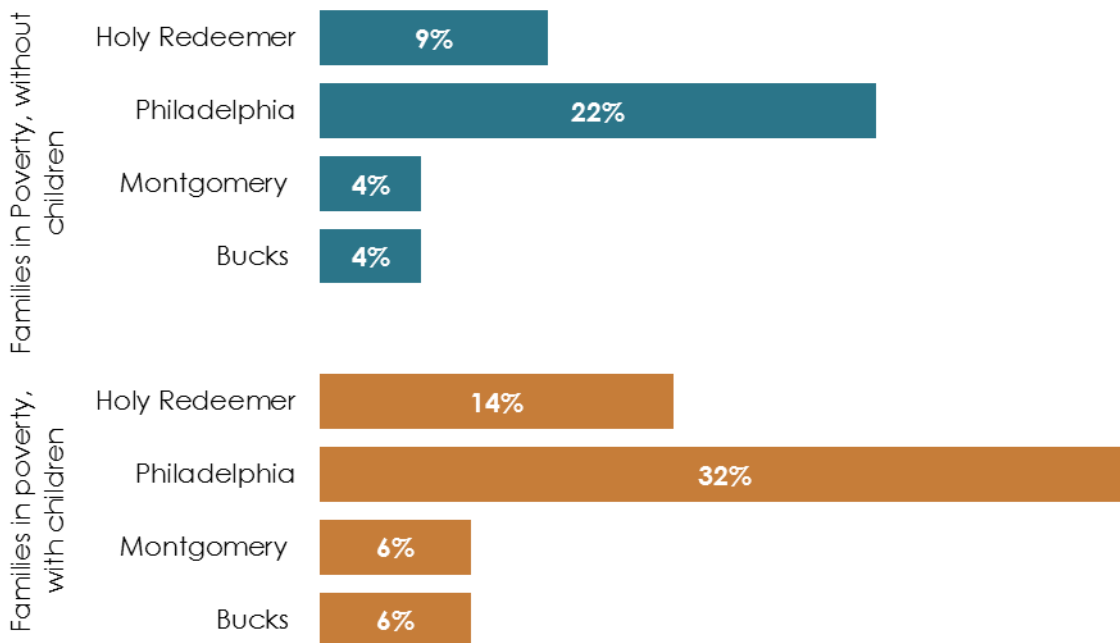
POVERTY

---

Nearly one-quarter of families (23%) in the Holy Redeemer Service area are living with incomes 150% below the poverty level.

- Fourteen percent of families with children and 9% of families without children in the Holy Redeemer service area are living in poverty in 2015.
  - These rates have grown by 2% for families with children and 1% for families without children since 2013.
  - Poverty rates are higher in the Holy Redeemer service area compared to rates in Montgomery County as a whole, where 6% of families with children and 4% of families without children live in poverty.

**Figure 5. Families in Poverty, 2015**



Source: Nielsen-Claritas Pop-Facts Database and 2010 U.S. Census



---

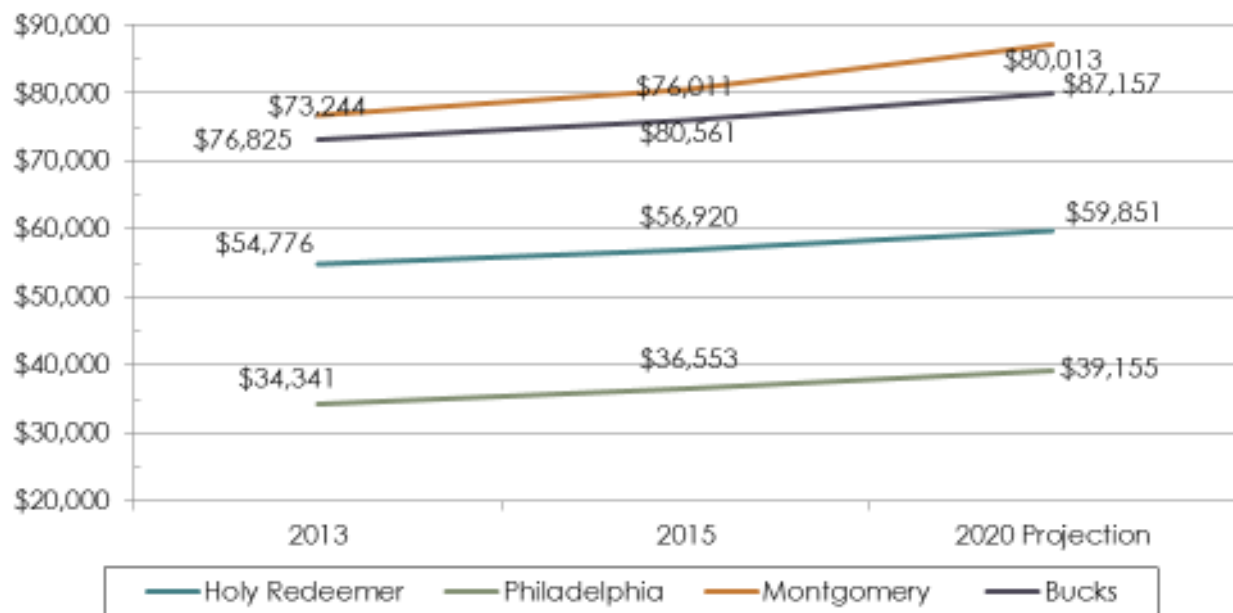
## MEDIAN HOUSEHOLD INCOME

---

The median household income in the Holy Redeemer service area is \$56,920. This represents a slight increase from 2013 when it was \$54,776.

- Median household income in the service area is predicted to grow to \$59,851 by 2020.
- The median household income in the Holy Redeemer service area is lower than the median household income in Montgomery County, where it is \$80,561.

**Figure 6. Median Household Income  
2013, 2015, and 2020.**



Source: Nielsen-Claritas Pop-Facts Database and 2010 U.S. Census

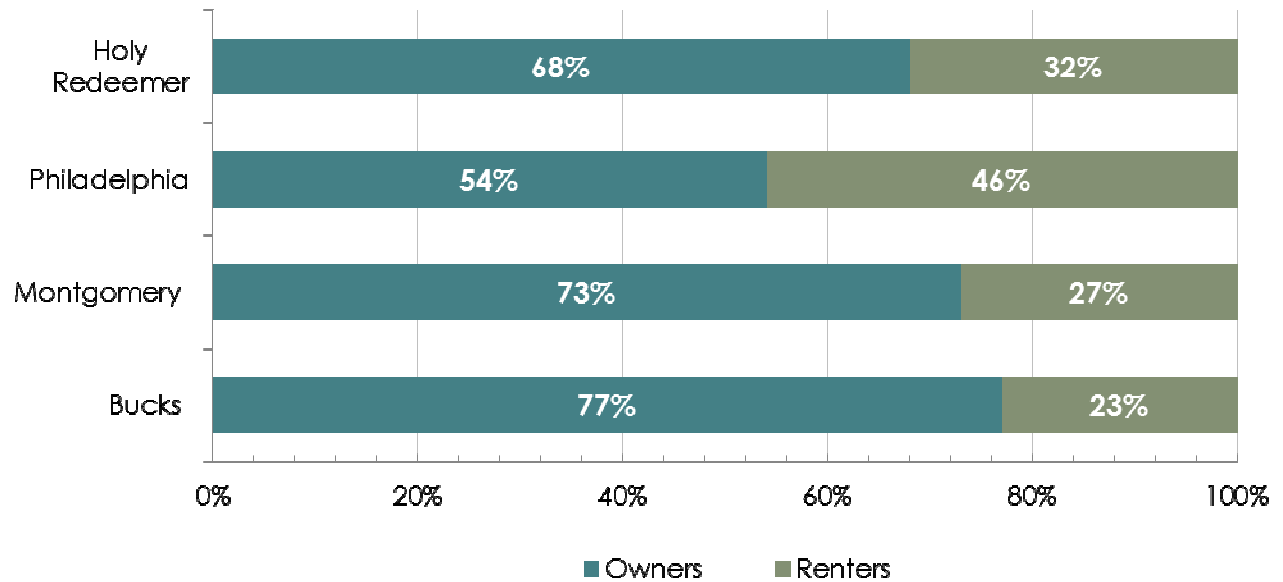
---

## HOME OWNERSHIP

---

The majority of Holy Redeemer service area residents (68%) own their homes; 32% of residents are renters. This mirrors the home ownership pattern in Montgomery County as a whole.

**Figure 7. Homeownership, 2015**



Source: Nielsen-Claritas Pop-Facts Database and 2010 U.S. Census

## IV. HEALTH OF THE COMMUNITY

The health of a community can be assessed by comparing birth outcomes, self-reported health status and health conditions, communicable disease rates, self-reported health concerns and perceptions, and mortality rates to statewide indicators and HP 2020 goals for the nation. This section examines information for the Holy Redeemer service area.

---

### COUNTY HEALTH RANKINGS AND ROADMAPS

---

The *County Health Rankings* measure the health of nearly all counties in the nation and rank them within states. The *Rankings* are compiled using county-level measures from a variety of national and state data sources. These measures are standardized and combined using scientifically-informed weights. (See Appendix G for the County Health Rankings table)<sup>1</sup>

The Holy Redeemer service area is within Montgomery County, which ranks very highly when compared to the other counties in Pennsylvania. The County ranks 6<sup>th</sup> out of the 67 counties in the state in health outcomes, and 4<sup>th</sup> in length of life. It ranks 10<sup>th</sup> in quality of life, and 1<sup>st</sup> in health factors and 4<sup>th</sup> in health behaviors. It also ranks 2<sup>nd</sup> in clinical care and 1<sup>st</sup> in social and economic factors. In physical environment it ranks 62<sup>nd</sup>.

However, half of Holy Redeemer's service area (8 out of 15 zip codes) is within Philadelphia County, which ranks last when compared to other counties in Pennsylvania. The County ranks 67<sup>th</sup> out of 67 counties in the state in health outcomes, and 65<sup>th</sup> in length of life. It ranks next to last (66<sup>th</sup>) in quality of life, and last in health factors and 64 in health behaviors. Philadelphia County ranks 63<sup>rd</sup> in clinical care and last in social and economic factors. In physical environment it ranks 1<sup>st</sup>.

Holy Redeemer's service area includes zip codes that are in one of the healthiest ranked counties, as well as one of the least healthy ranked counties.

---

<sup>1</sup> Source: County Health Rankings & Road Maps, University of Wisconsin, 2015

Birth outcomes for residents of the Holy Redeemer service area are generally excellent, but many Black and Latino births do not meet HP 2020 goals

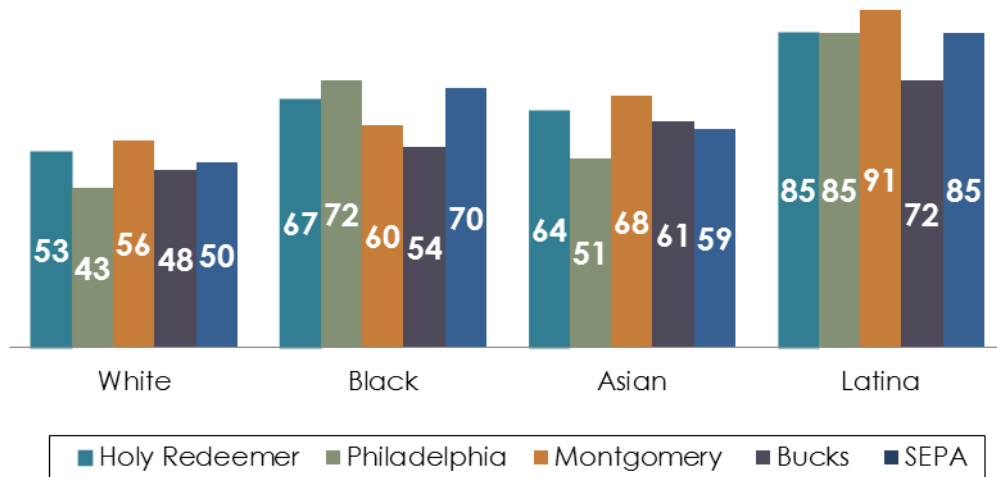
**BIRTH OUTCOMES**

**FERTILITY RATES**

There are an average of 6,086 births annually to women living in the Holy Redeemer service area. This represents a fertility rate of 61 per 1,000 women age 15-44. This fertility rate is similar to the rate in Montgomery County (60) and the rate in the Southeastern Pennsylvania (SEPA) region (60).

- Latina women have the highest fertility rate (85; 848) in the Holy Redeemer service area.
  - This is lower than the fertility rate for Latina women in Montgomery County (91; 719), but the same as the rate for Latina women in the SEPA region overall (85; 6,106).
- Black women have the second highest fertility rate in the Holy Redeemer service area (67; 895), followed by Asian (64; 586) and White women (53; 3,668).

**Figure 8. Fertility Rates for Women 15-44, 2009-2012**

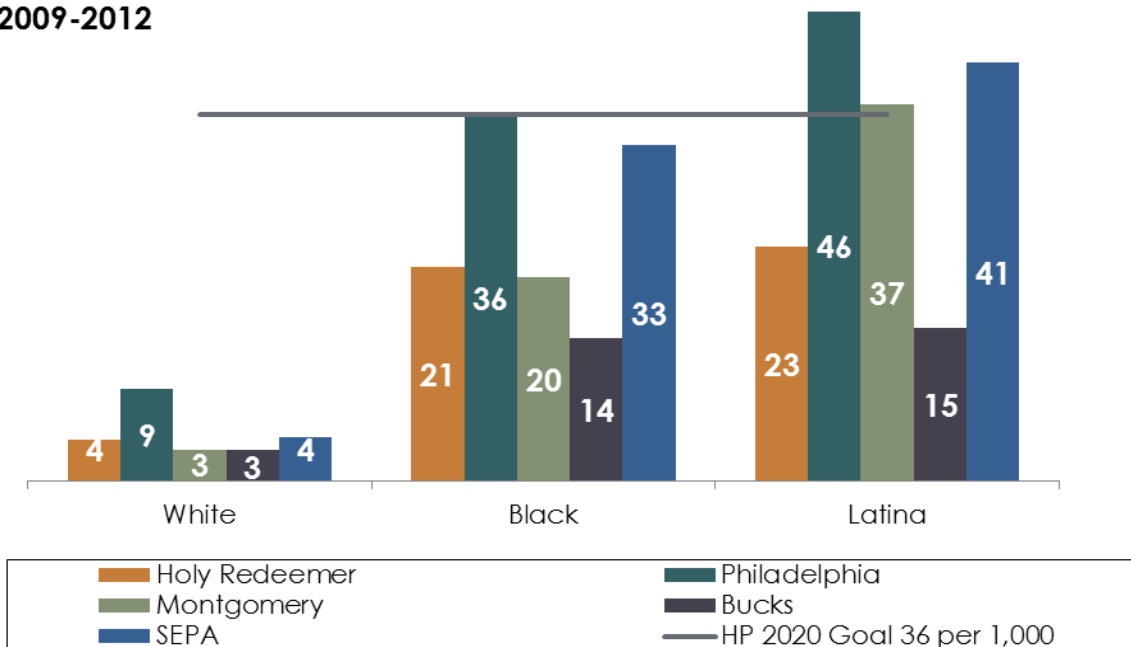


Sources: Pennsylvania Department of Health, Bureau of Health Statistics and Research. 2010 U.S. Census. Calculations prepared by PHMC.

Infants born to teenagers have been associated with a number of negative birth outcomes, including prematurity and low birth weight, making it an important outcome to track. In the Holy Redeemer service area, the fertility rate of adolescent women age 15-17 is 8 per 1,000, representing an average of 82 births annually.

- The fertility rate of 15-17 year olds in the Holy Redeemer service area (8) is higher than the rate in Montgomery County as a whole (6; 94), but half the rate in SEPA (16; 1,299).
- Latina (23) and Black (21) adolescents aged 15-17 have the highest fertility rates for this age group in the Holy Redeemer service area.
  - The fertility rate for Latina adolescents (23), despite being the highest rate in the service area, is lower than the rate for this ethnic group in Montgomery County (37) and SEPA (41).

**Figure 9. Fertility Rates per 1,000 women aged 15-17, 2009-2012**



Sources: Pennsylvania Department of Health, Bureau of Health Statistics and Research. Calculations prepared by PHMC

## LOW BIRTH WEIGHT

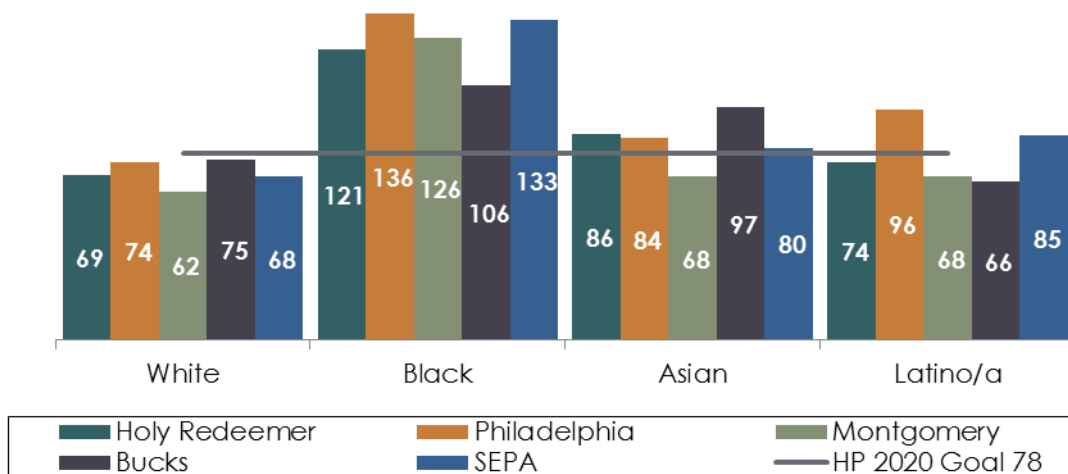
Low birth weight infants (<2,500 grams or 5lb 8 oz) are at greater risk for dying within the first year of life than infants of normal birth weight.

- In the Holy Redeemer service area, an annual average of 80 infants per 1,000 live births are low birth weight. This rate does not meet the HP 2020 target goal (78 per 1,000).
  - This represents an average of 489 infants annually.

The Holy Redeemer service area low birth weight rate is higher than the Montgomery County rate (70; 636), but is lower than the rate in SEPA (91).

- Black infants in the Holy Redeemer service area have the highest low birth weight rate (121; 109) followed by Asian infants (86; 51), Latino (74; 63) and White (70; 254) infants.
  - The low birth weight rates for White (69) and Asian (86) infants in the Holy Redeemer service area are the highest rates seen in the region for these racial and ethnic groups as compared to Montgomery County (62 for White infants, 68 for Asian infants) and SEPA overall (68 for White infants, 80 for Asian infants).
- Only White (69) and Latino (74) low birth weight rates in the Holy Redeemer service area meet the HP 2020 goal for this measure.

**Figure 10. Rates of Infants Born at Low Birth Weight, 2009-2012**



Sources: Pennsylvania Department of Health, Bureau of Health Statistics and Research. Calculations prepared by PHMC.

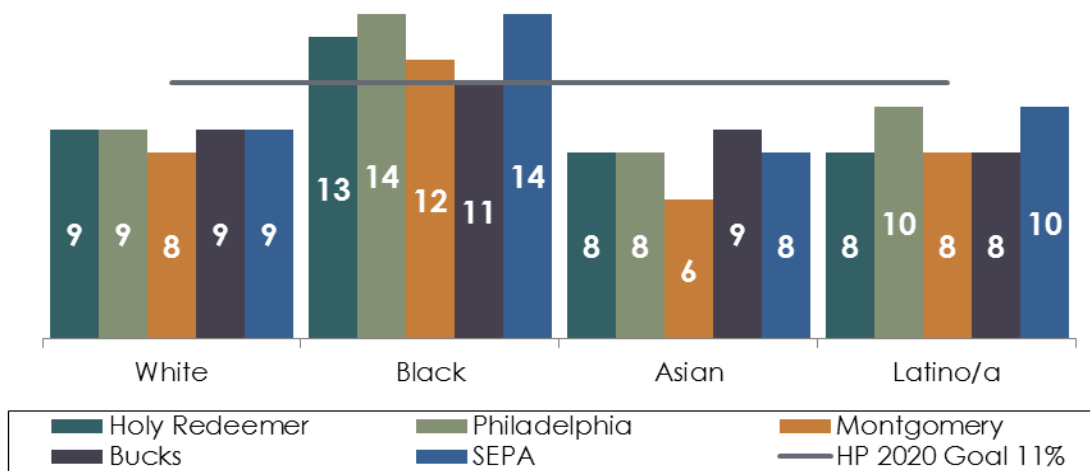
PREMATURE BIRTHS

There are an average of 581 premature births (less than 37 weeks gestation) annually to women living in the Holy Redeemer service area, representing 10% of all live births.

- This is a higher percentage than Montgomery County (8%, representing 739).
- Black infants in the Holy Redeemer service area (13%) have the highest rate of prematurity.
  - White women (9%) have the second highest prematurity rate in the Holy Redeemer service area.
  - This is a higher rate than the rate for White women in Montgomery County (8%).

Latino and Asian infants have a similar percentage of premature births (8%) within the service area.

**Figure 11. Percentage of Premature Births, 2009-2012**



Sources: Pennsylvania Department of Health, Bureau of Health Statistics and Research. Calculations prepared by PHMC.

---

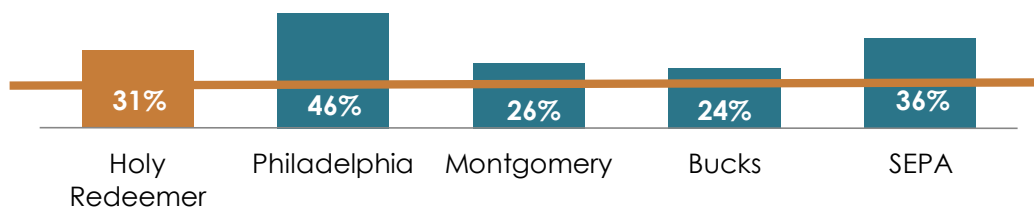
## PRENATAL CARE

---

Receiving pre-natal care during the first trimester of pregnancy can help ensure that health concerns are identified and addressed in a timely manner. Almost one-third of women in the Holy Redeemer service area (31%) receive prenatal care beginning after the first trimester or have no prenatal care, which does not meet the HP 2020 goal of 22.1%.

- This overall percentage is higher than the rate in Montgomery County (26%), but lower than the rate in SEPA (36%).
- Black women (46%) are most likely to receive prenatal care beginning after the first trimester or have no prenatal care at all in the Holy Redeemer service area.
  - Although Black women have the highest rate of receiving late or no prenatal care in the Holy Redeemer service area, the rate is lower than the rates for Black women in Montgomery County (47) and the overall SEPA region (52).
- Latina women (43%) have the second highest rate of receiving late or no prenatal care in the Holy Redeemer service area, followed by Asian (32%) and White (25%) women.
  - Although White women have the lowest rate of receiving late or no prenatal care (25%) in the Holy Redeemer service area, this rate is still higher than the rate for White women in Montgomery County (19%) and SEPA (24%).
- Not one racial or ethnic group in the Holy Redeemer service area meets the HP2020 goal of 22.1%.

**Figure 12. Late or No Prenatal Care, 2014-2015**



Sources: Pennsylvania Department of Health, Bureau of Health Statistics and Research. Calculations prepared by PHMC.



## MORTALITY

### INFANT MORTALITY

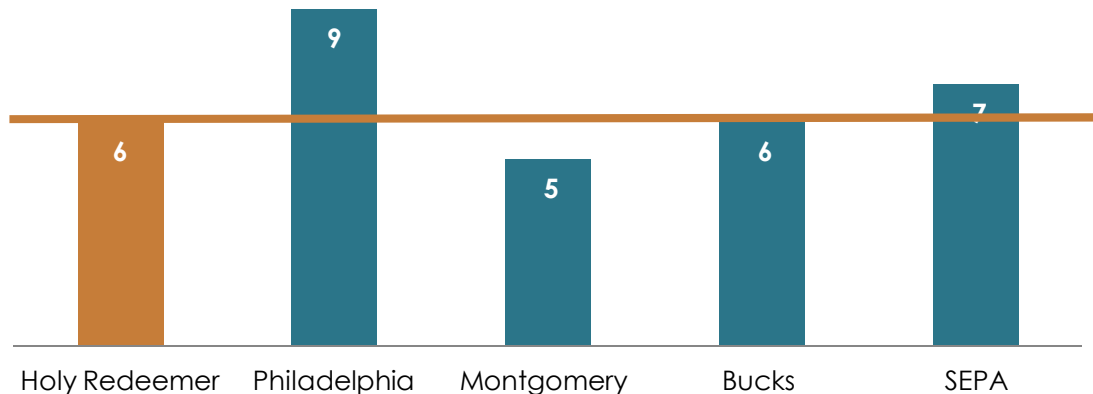
Every year, an average of 37 infants living in the Holy Redeemer service area die before their first birthday. The service area infant mortality rate is 6 infant deaths per 1,000 live births.

- This rate is higher than the rate in Montgomery County (5), but lower than the rate in the SEPA regional overall (7).

The Holy Redeemer service area's overall infant mortality rate (6 per 1,000 live births) meets the HP 2020 target goal of 6 infant deaths per 1,000 live births.

- Black infants (16) die at more than three times the rate of White (5), Latino (5), and Asian (3) infants in the Holy Redeemer service area.
  - The Black infant mortality rate (16) is the same as the rate in Montgomery County and higher than the rate in the SEPA region as a whole (13).
  - Only the infant mortality rate for Black infants in the Holy Redeemer service area does not meet the HP 2020 goal of 6 infant deaths per 1,000.

**Figure 13. Infant Mortality Rates, 2009-2012**

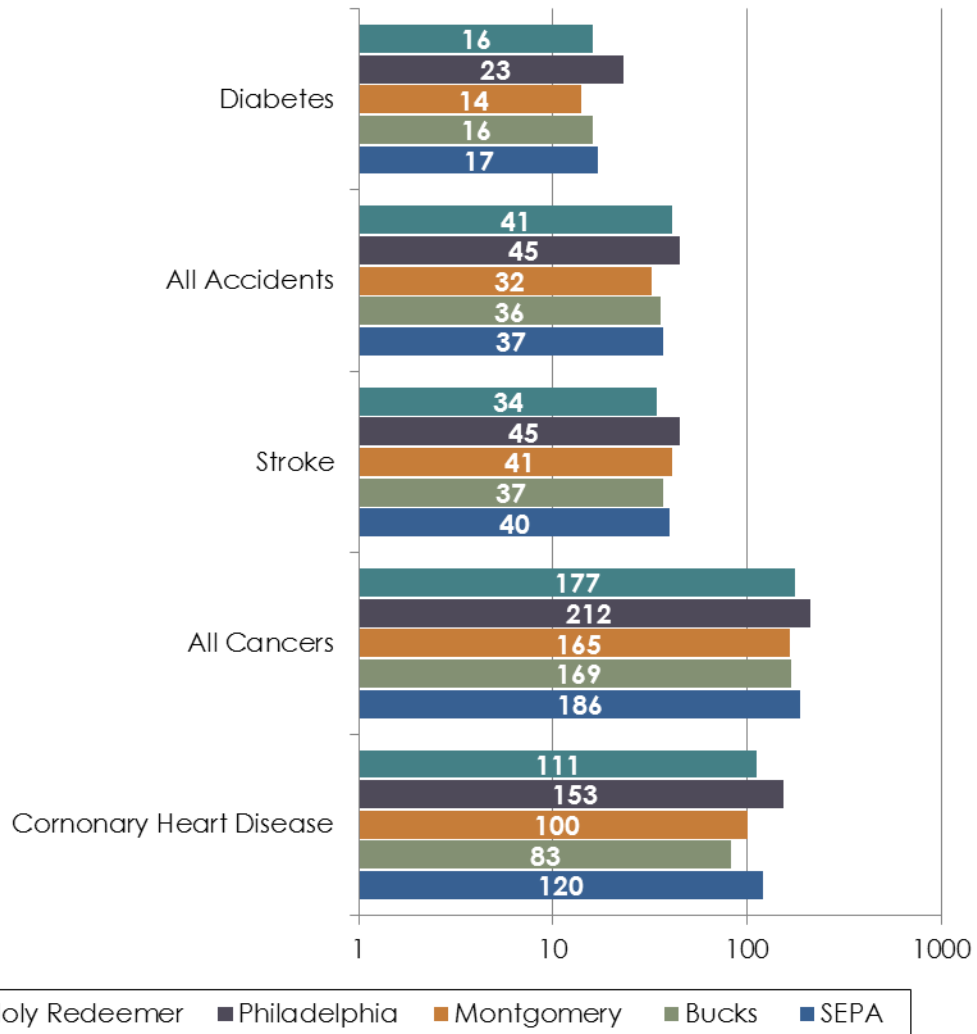


Sources: Pennsylvania Department of Health, Bureau of Health Statistics and Research. Calculations prepared by PHMC.

MORTALITY

The overall mortality rate in the Holy Redeemer service area is 714 deaths per 100,000, representing an average of 5,172 deaths annually. This is higher than the Montgomery County rate, which is 664 per 100,000 (representing 14,009 deaths) and the Delaware County rate, which is 750 per 100,000 (representing 6,995 deaths). It is lower, however, than the overall SEPA rate (756 per 100,000 (representing 34,900 deaths)).

**Figure 14. Mortality Rates for Top Five Causes of Death, 2009-2012**



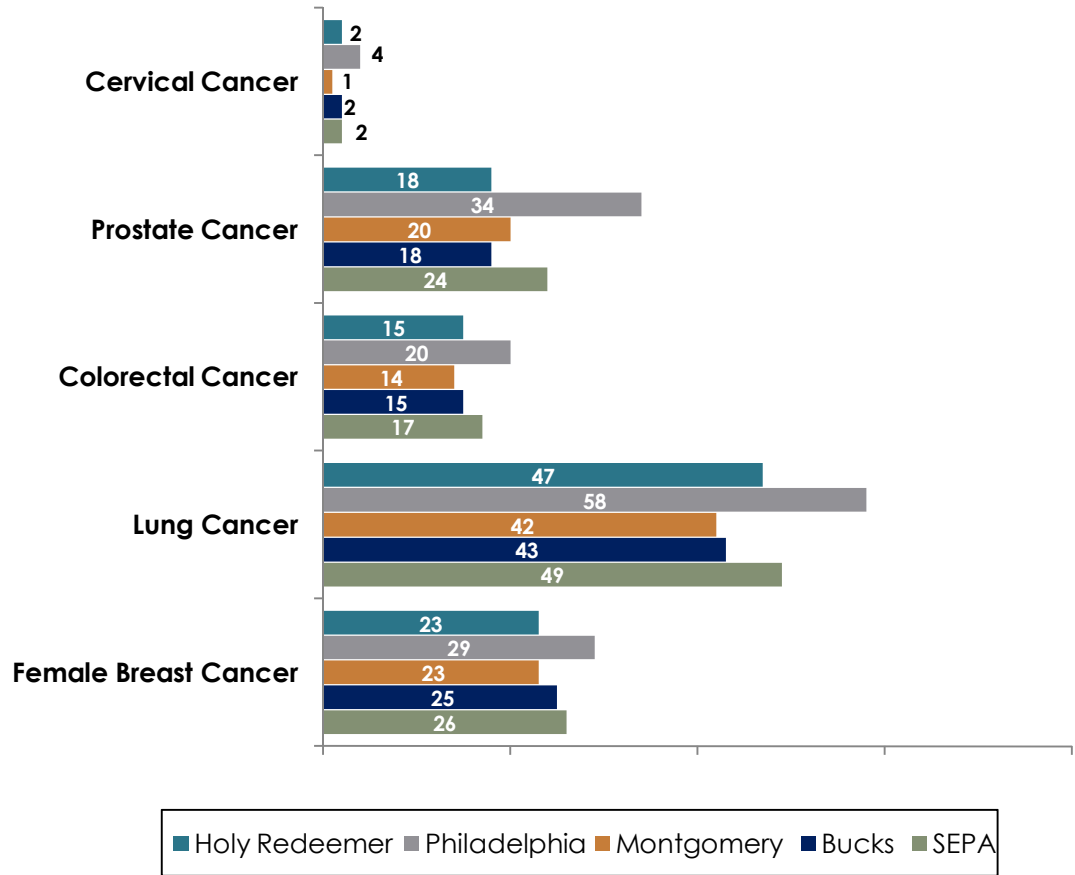
Sources: Pennsylvania Department of Health, Bureau of Health Statistics and Research and 2010 U.S. Census. Calculations prepared by PHMC.

Cancer is the leading cause of death in the Holy Redeemer service area (177: representing 1,230 deaths). This does not meet the HP 2020 goal of 161.

- The other leading causes of death in the Holy Redeemer service area are Coronary Heart Disease (111; 844), Accidents (41; 238), Stroke (34; 268), Diabetes (16; 117) and Suicide (12; 65).
  - The mortality rate for Coronary Heart Disease (111) and Suicide (12) do not meet the HP2020 Goals (103 and 10.2, respectively.)
  - The Holy Redeemer service area has a higher rate for Accidents (41; 238) than Montgomery County (32; 291) and the SEPA region (37; 1,576).
  - The mortality rate for Stroke (34; 268) in the Holy Redeemer service area is the lowest in the area as compared to Montgomery County (41; 455) and the entire SEPA region (40; 1,917).

(See Figure 15 on the next page.)

**Figure 15. Cancer Mortality Rates for Selected Sites, 2009-2012**



Sources: Pennsylvania Department of Health, Bureau of Health Statistics and Research and 2010 U.S. Census. Calculations prepared by PHMC

- Lung cancer represents the highest site-specific cancer mortality rate (47; 320) in the service area followed by Breast (23; 91), Prostate (18; 52), and Colorectal (15; 107) cancer.
  - Only the Prostate cancer mortality rate (18) in the Holy Redeemer service area falls below the HP2020 goal (21.8).
  - The Prostate cancer mortality rate is lower in the Holy Redeemer service area than in Montgomery County (18) and the SEPA region (20).

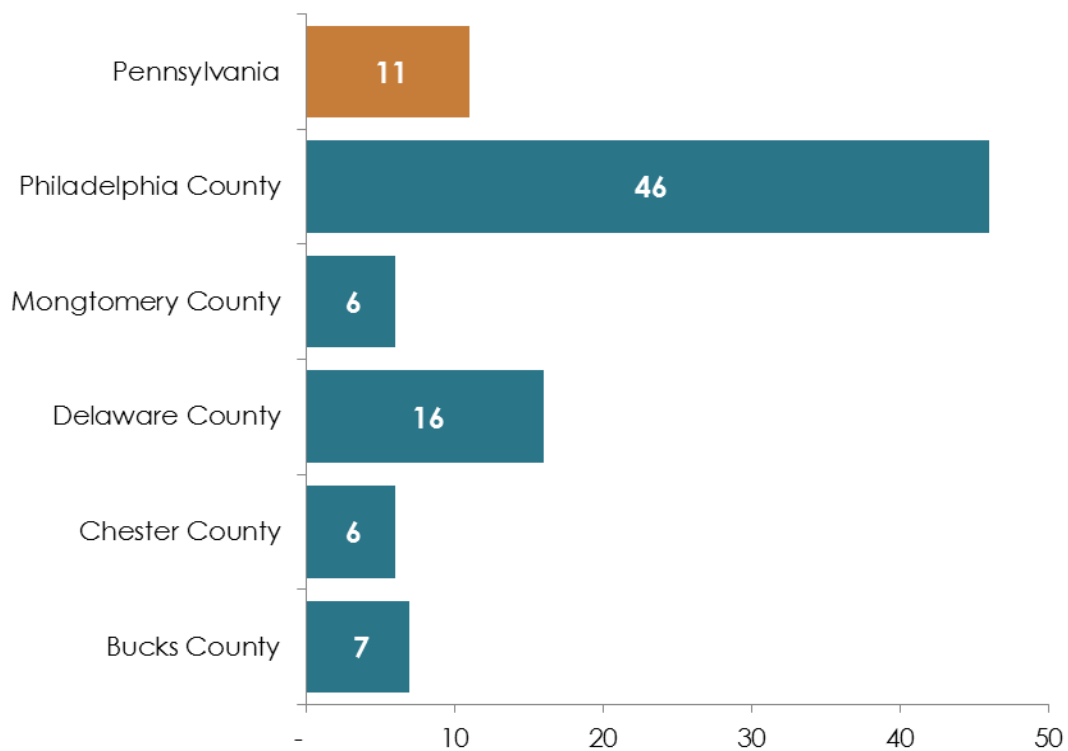
## MORBIDITY

### HIV AND AIDS

The prevalence of individuals who are living with HIV or AIDS in Montgomery County is 6 per 100,000 (representing 155 people). This rate is one of the lowest rates in the region, with only Chester County having as low a rate (6). The highest rate in the entire region is in Philadelphia County (46; 2,106).

- The overall rate of people living with HIV and AIDS in the state of Pennsylvania is 11; this represents 4,320 people.

**Figure 16. Currently living with HIV/AIDS per 100,000, 2014**



Sources: Pennsylvania Department of Health, HIV/AIDS Investigations-Bureau of Epidemiology and American Community Survey.

COMMUNICABLE DISEASE

The Hepatitis B rate in Montgomery County is 21 per 100,000. The highest rate in the region is in Delaware County (35 per 100,000), with Philadelphia County having the second highest rate (31 per 100,000) and Chester County having the lowest (8 per 100,000).

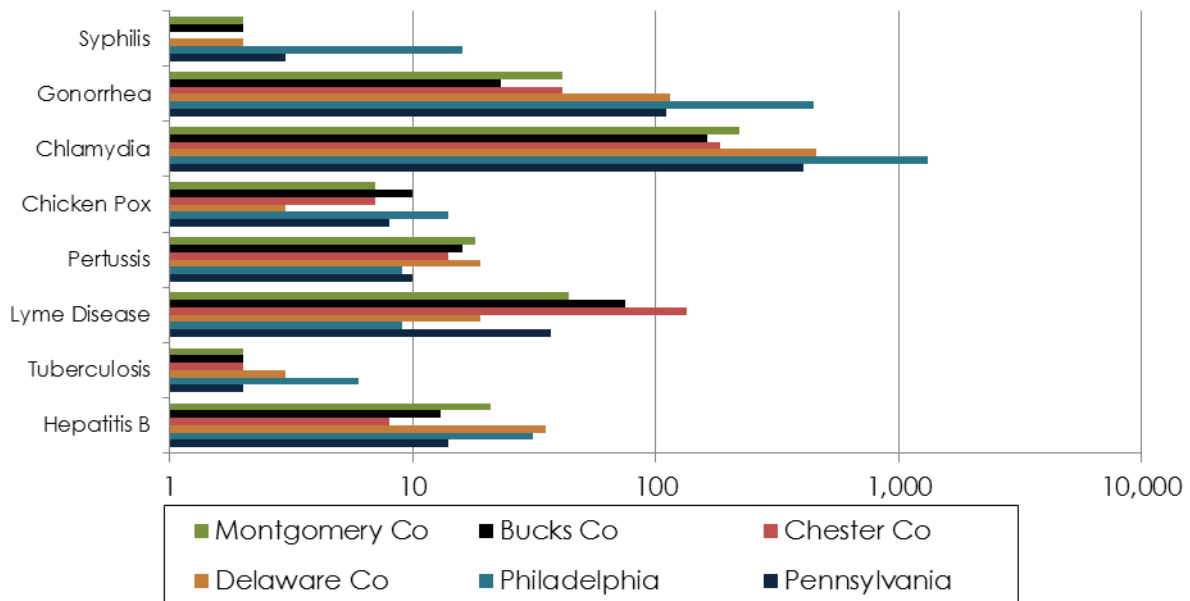
Montgomery County has the third highest Lyme disease rate in the region (44 per 100,000). The highest rate of Lyme disease is in Chester County (134), the second highest is in Bucks County (75) and the lowest is in Philadelphia County (9).

The rate of Pertussis in Montgomery County is 18 per 100,000. This is the second highest rate in the region with the highest rate in Delaware County (19) and the lowest in Philadelphia County (9).

Chlamydia rates in Philadelphia County are the highest in the region (1,317 per 100,000) and more than double the next highest County rate, which is Delaware (458 per 100,000). The rate in Montgomery County is 221 per 100,000.

Philadelphia County has the highest Chicken Pox rate in the region (14); the second highest rate is in Bucks County (10) followed by Montgomery County (7).

**Figure 17. Communicable Disease Incidence per 100,000, 2013-2014**



## HEALTH STATUS

A **majority** of adults in the service area describe their health as excellent, very good or good

### SELF-REPORTED HEALTH STATUS

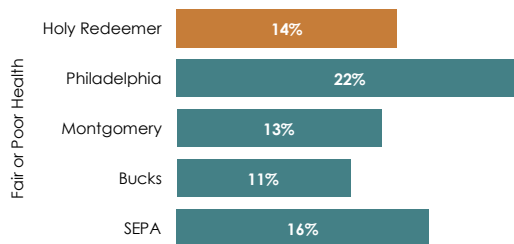
Self-reported health status is one of the best indicators of population health. This measure has consistently shown to correlate very strongly with mortality rates.<sup>2</sup>

About eight in ten area adults (86%) are in excellent, very good, or good health.

- This is very similar to health status the surrounding areas, as 78% of Philadelphia adults, 84% of adults in all of SEPA, 87% of Montgomery County adults and 89% of Bucks County adults describe their health as excellent, very good or good.

About 66,500 adults in the Holy Redeemer service area, or 14%, are in fair or poor health.

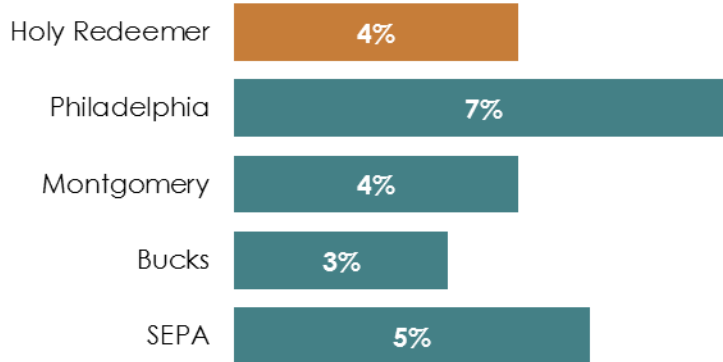
**Figure 18. Health Status of Adults 18+, 2015**



<sup>2</sup> Idler EL, Benyamini Y. Self-Rated Health and Mortality: A Review of Twenty-Seven Community Studies. *Journal of Health and Social Behavior*.1997; 21-37.

Four percent of children (4,100 children) in Holy Redeemer's service area are in fair or poor health.

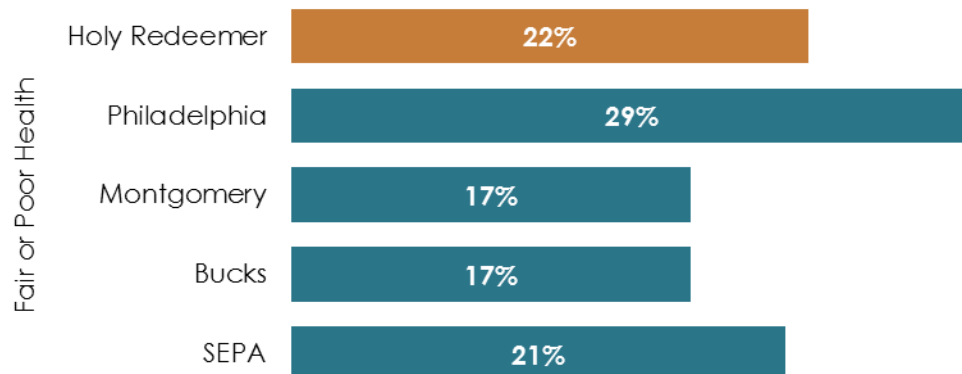
**Figure 19. Children 0-17 in Fair or Poor Health, 2015**



Source: PHMC's 2015 Southeastern Pennsylvania Household Health Survey

Across the service area, more than one in five older adults 60+ (22%) are in fair or poor health, which is comparable to SEPA as a whole (21%), higher than the proportion of older adults in fair or poor health across both Montgomery and Bucks Counties (17%), and lower than Philadelphia County, where 29% are in fair or poor health.

**Figure 20. Health Status of Older Adults 60+, 2015**



PHMC's 2015 Southeastern Pennsylvania Household Health Survey

Source:

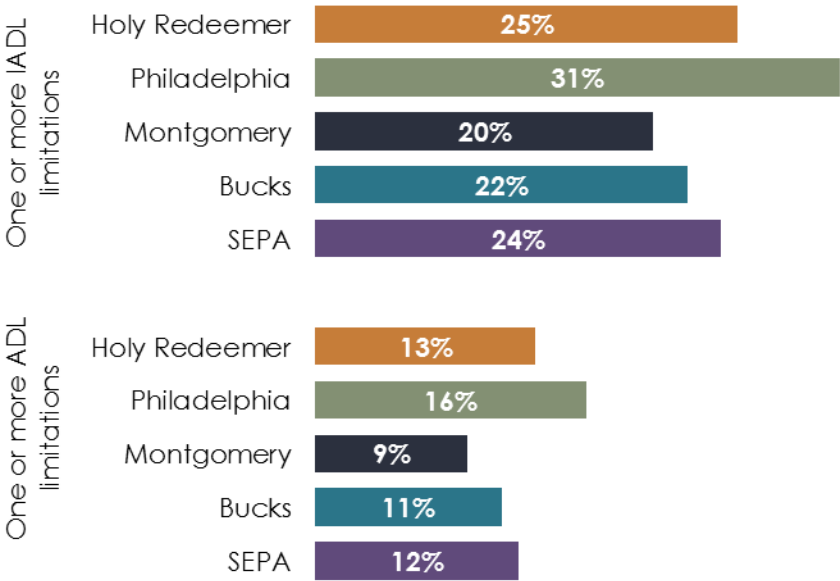


Community meeting participants mentioned that falls were a serious problem for older adults in the service area.

One-quarter of older adults in the service area, 25%, representing 32,000 adults, have at least one limitation in the Instrumental Activities of Daily Living (IADLs).

About 13% or 17,100 adults have at least one limitation in the Activities of Daily Living (ADLs).

**Figure 21. ADL and IADL Limitations, Older Adults 60+ , 2015**



**Instrumental Activities of Daily Living (IADLs)**

IADLs are activities related to living independently, such as using the telephone, shopping, cleaning, cooking, paying bills, and taking medication

**Activities of Daily Living (ADLs)**

ADLs are activities related self-care, such as eating, dressing, grooming, walking indoors, bathing, and getting in and out of bed.

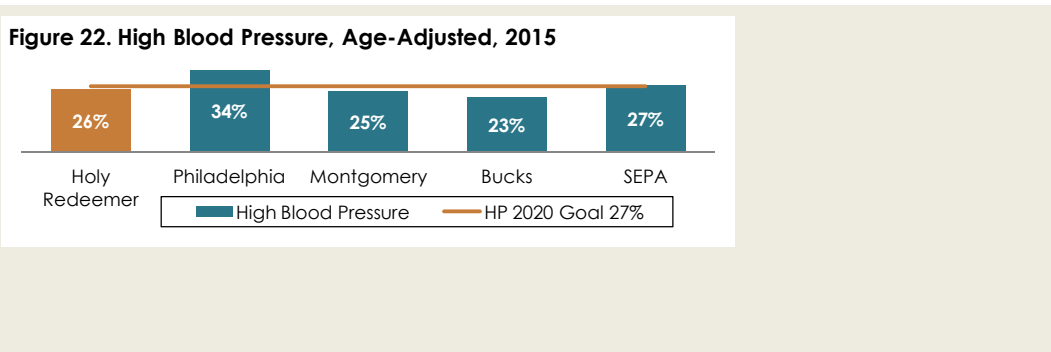
## SPECIFIC HEALTH CONDITIONS

High blood pressure, diabetes, asthma, cancer, and mental health conditions are chronic illnesses that require ongoing care.

### HYPERTENSION

One-quarter of adults in the Holy Redeemer service area (26%, or 135,200 adults) have been diagnosed with high blood pressure. This age-adjusted percentage meets the Healthy People 2020 goal of 27%.

- Among adults with high blood pressure in the service area, 5% report not taking all or nearly all of their medication all of the time.
- More than one-half of older adults age 60+ in the service area (56%, or about 71,800) have been diagnosed with high blood pressure.



---

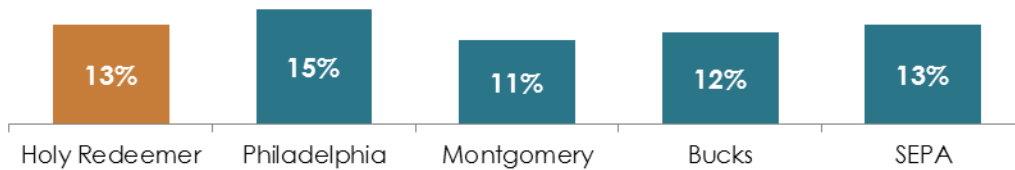
## DIABETES

---

About 53,800 adults in the Holy Redeemer service area, 13%, have been diagnosed with diabetes. This is comparable to the percentage across SEPA (13%), and within Bucks (12%) and Montgomery Counties (11%). In Philadelphia, 15% of adults have been diagnosed with diabetes.

- More than one in five older adults age 60+ in the service area (22%) has diabetes; this represents 28,000 older adults.

**Figure 23. Diabetes, Adults 18+ by CHNA Areas , 2015**



---

## ASTHMA

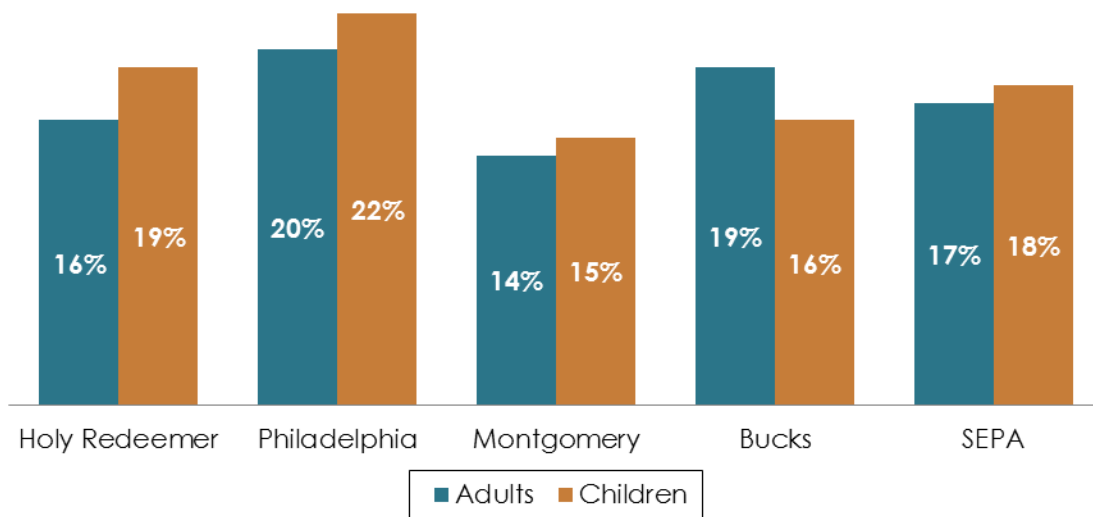
---

Across the service area, about 64,900 adults (16%) have been diagnosed with asthma.

Nearly one in five children (19%) has been diagnosed with asthma; this represents 21,700 children in the Holy Redeemer service area.

It is comparable with childhood asthma rates in SEPA overall, but higher than the rates in Bucks and Montgomery Counties (16% and 15%, respectively). In Philadelphia, 22% of children have been diagnosed with asthma.

**Figure 24. Asthma, Adults 18+ and Children 0-17, 2015**



Source: PHMC's 2015 Southeastern Pennsylvania Household Health Survey

---

## OVERWEIGHT AND OBESITY

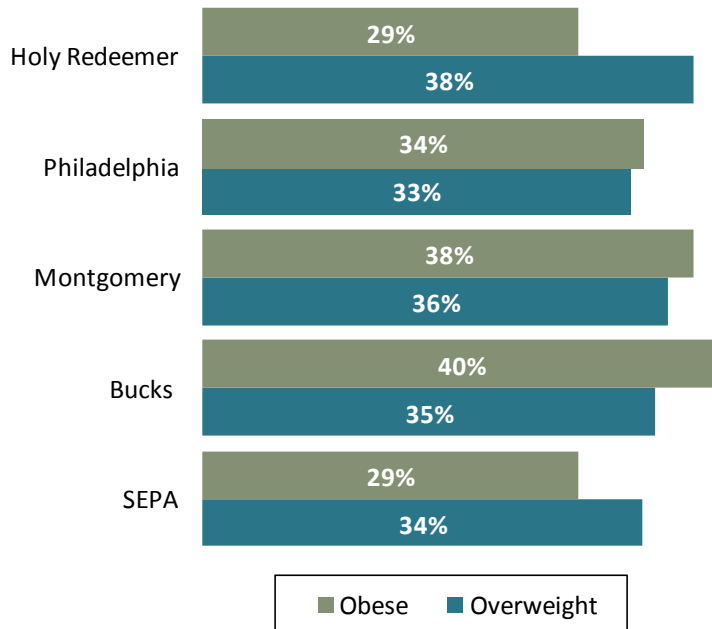
---

Community meeting attendees listed obesity as one of the leading health issues in the service area.

Overweight and obesity are strongly correlated with high blood pressure, diabetes, cancer, heart disease, and asthma. The Healthy People 2020 goal for obesity is 30.6% of adults age 20 and older. The Holy Redeemer service area meets this goal.

- Three in ten service area adults age 20 and over (29%) are obese, and 38% are overweight.
  - This represents approximately 275,600 adults who are overweight or obese in the Holy Redeemer service area.

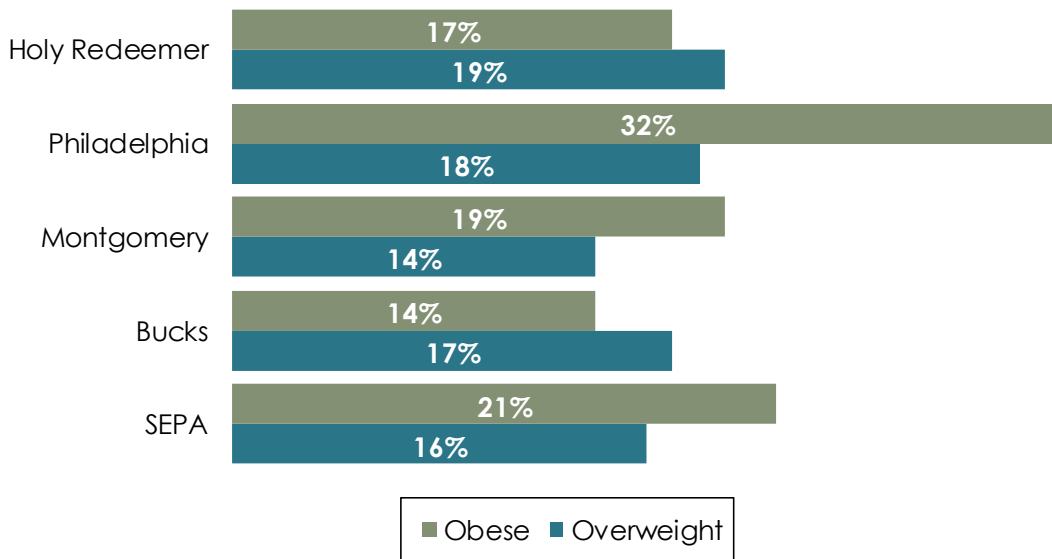
**Figure 25. Obese and Overweight Adults (18+), 2015**



Source: PHMC's 2015 Southeastern Pennsylvania Household Health Survey

- About 11,800 children in the service area (17%) are classified as obese, and 19% are overweight.

**Figure 26. Obese and Overweight Children (0-17), 2015**



Source: PHMC's 2015 Southeastern Pennsylvania Household Health Survey

Participants in community meetings noted that diet and exercise were particular concerns for children. They noted that in some areas it's not safe for children to play outside alone and that kids are more interested in electronic devices than physical activity. Attendees also discussed concerns about malnutrition, even among children who are consuming enough calories.

---

## MENTAL AND BEHAVIORAL HEALTH

---

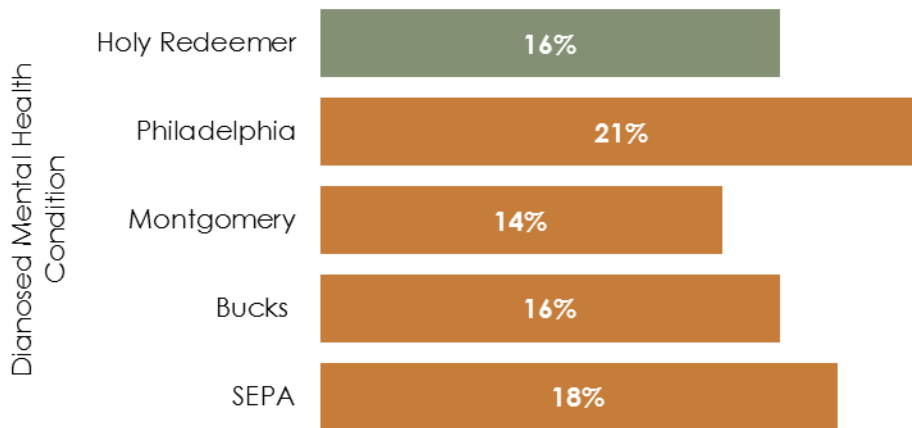
Approximately 65,500 adults in the service area, 16%, have been diagnosed with a mental health condition. This is comparable to Bucks County as a whole.

Across the SEPA region, 18% have been diagnosed with a mental health condition, as have 21% of Philadelphia adults and 14% of Montgomery County adults.

- Of those with a mental health condition, 42% are not currently receiving treatment for the condition.

Community meeting attendees listed depression as one of the leading health issues in the service area, and listed concerns about suicide and self-harm among teens. Accessing mental and behavioral health care in the service area can be a challenge, noting difficulty scheduling appointments, comorbid conditions, affordability, and stigma as barriers. Quality of mental health care for low income residents was listed as a concern, and some area residents feel like mental health providers push medication without therapy. Participants also noted that addiction prevention services are not available. Clinical staff noted over-reliance on emergency departments for mental health concerns.

**Figure 27. Mental Health Status of Adults 18+, 2015**

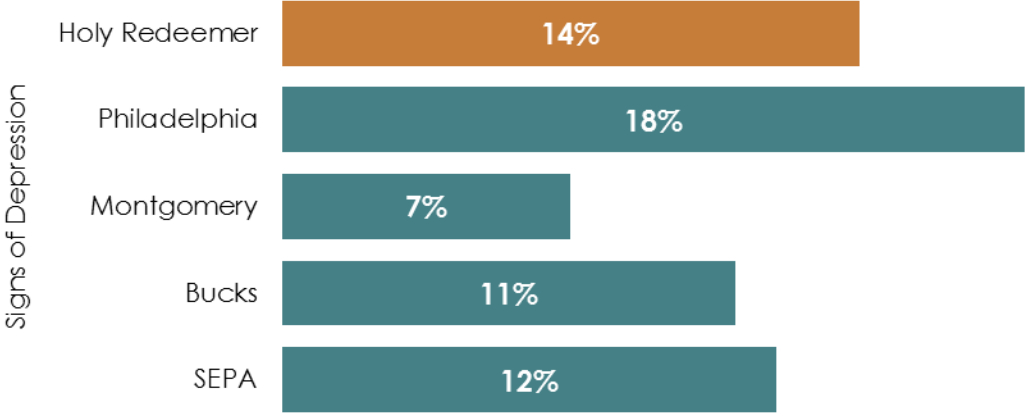


Source: PHMC's 2015 Southeastern Pennsylvania Household Health Survey

About 16,100 older adults 60+ in the service area, 14%, have four or more signs of depression on the CES-D 10 Item Depression Scale.

About 5,500 older adults in the Holy Redeemer service area, or 4%, report speaking to friends or relatives less than once a week.

**Figure 28. Depression in Older Adults 60+, 2015**



PHMC's 2015 Southeastern Pennsylvania Household Health Survey

Source:

Community meeting attendees noted that some older adults in the area have a difficult time living alone, but that they can't afford assisted living.



## V. ACCESS AND BARRIERS TO HEALTH CARE

Having a regular source of care, a person residents can go to if they are sick or have a question about their health, is important as people who have a regular source of care are more likely to seek care when they are sick compared with those who do not. This allows people to receive earlier, less expensive treatment, get well sooner, and prevents costly complications and longer illnesses.

---

### ECONOMIC BARRIERS

---

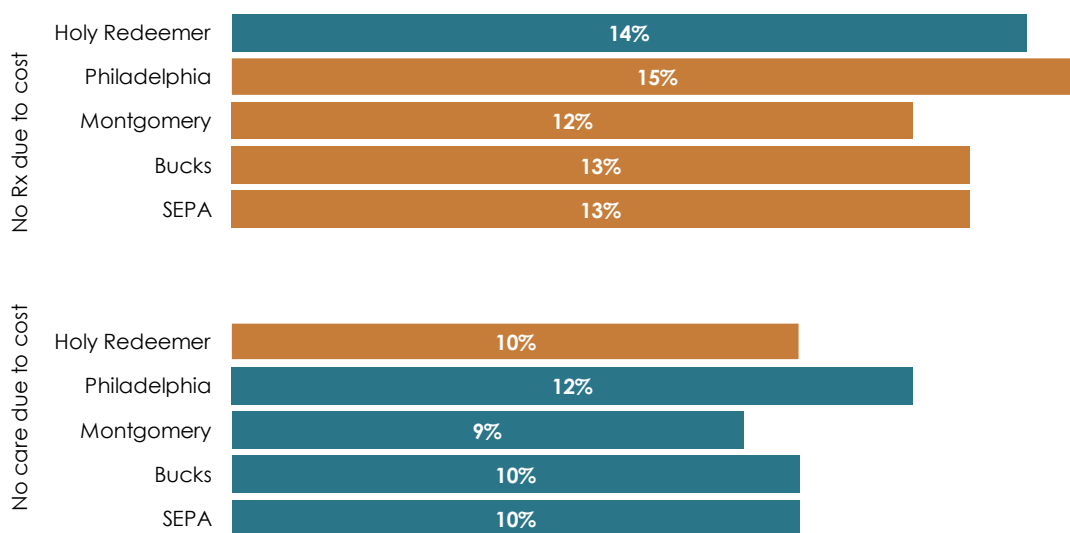
Attendees at community meetings noted that the cost of co-pays and deductibles makes accessing healthcare difficult for middle-income service area residents.

With or without health insurance, one in ten adults in the service area were unable to get needed care due to the cost of that care;

- 10% of adults, about 40,600 reported that there was a time in the past year when they needed healthcare, but did not receive it due to the cost.

About 59,200 adults in the Holy Redeemer service area (14%) were prescribed a medication but did not fill the prescription in the past year due to cost.

**Figure 29. Cost Barriers to Care, Adults, 2015**



Source: PHMC's 2015 Southeastern Pennsylvania Household Health Survey

---

## HEALTH INSURANCE STATUS

---

Community meeting attendees talked about healthcare providers and pharmacies not accepting insurance plans, and about residents of the service area not understanding their coverage. A lack of health insurance is an ongoing problem for undocumented immigrants in the community.

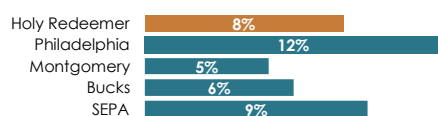
Having health insurance and a regular place to go when sick are important in ensuring continuity of care over time. The service area does not meet the Healthy People 2020 goal of 100% coverage.

The overwhelming majority of adults (92%) in the service area have health insurance coverage.

- However, a number of adults aged 18-64 do not have any private or public health insurance;
  - 8% of adults aged 18-64 in the service area are uninsured, representing 26,800 uninsured adults.

This percentage of uninsured adults is lower than the SEPA region and Philadelphia County, where 9% and 12% are uninsured respectively, and higher than Bucks (6%) and Montgomery (5%) Counties.

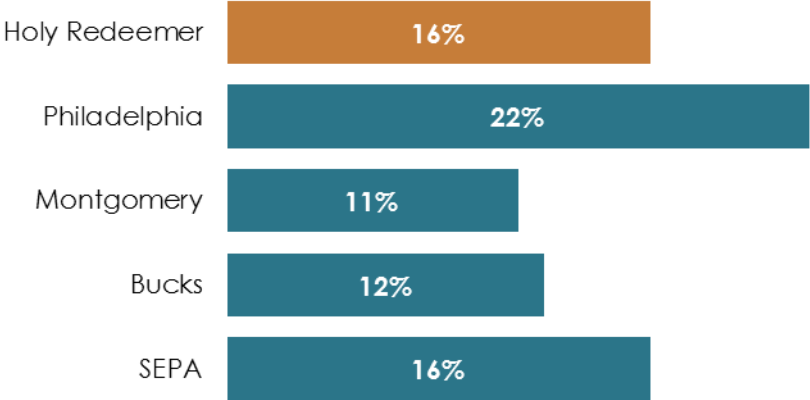
**Figure 30. No Health Insurance, Adults 18-64, 2015**



Source: PHMC's 2015 Southeastern Pennsylvania Household Health Survey

Across the Holy Redeemer service area, 65,600 adults (16%) do not have prescription drug coverage. This is comparable to the SEPA region.

**Figure 31. No Prescription Drug Insurance, Adults, 2015**



Source: PHMC's 2015 Southeastern Pennsylvania Household Health Survey

Four in ten adults in the Holy Redeemer service area (40% or about 30,100) enrolled in health insurance plans through the Federal Marketplace since 2013.

## PRIMARY CARE

---

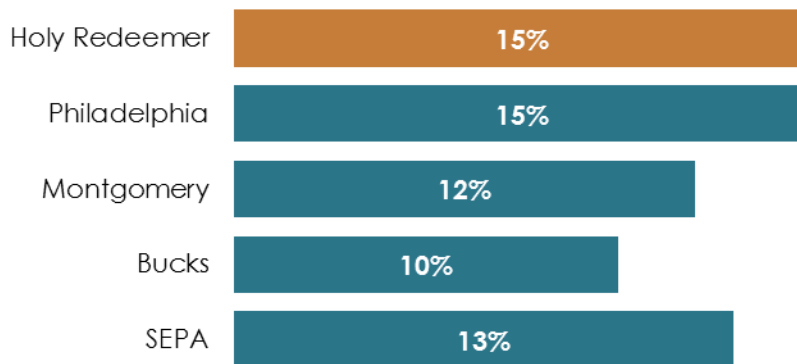
Participants in community meetings described adults putting off their own healthcare, overwhelmed with more immediate needs. Non-emergency care is put off to take care of day-to-day needs. Some mentioned frustration with primary care providers sending too many patients to specialists. Spanish-language primary and specialty care can be difficult to find as well.

Having a regular source of care is important since people who have a regular source of care are more likely to seek care when they are sick compared with those who do not.

In the Holy Redeemer service area, 15% of adults (about 60,600) do not have a regular source of primary care they can consult if they are ill or have a question about their health.

- The service area meets the Healthy People 2020 goal of 26.1%.
- Approximately 7,300 children in the service area (7%) do not have a regular source of care.

**Figure 32. No Regular Source of Care, Adults, 2015**



Source: PHMC's 2015 Southeastern Pennsylvania Household Health Survey

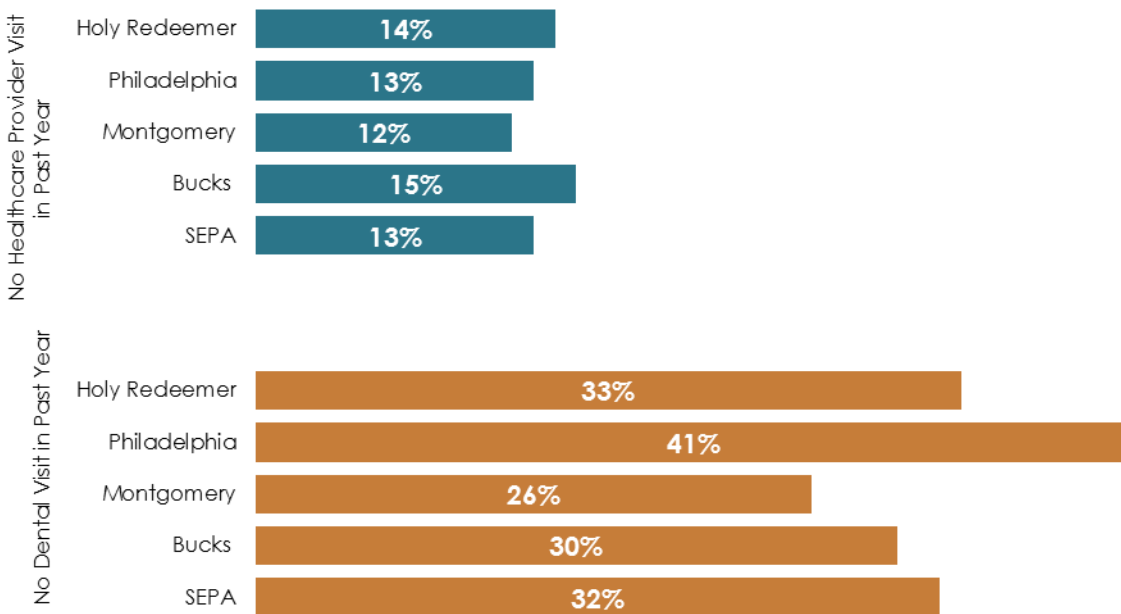
---

PREVENTATIVE CARE

---

Regular health screenings can help identify health problems before they start. Early detection can improve chances for treatment and cure and help individuals to live longer, healthier lives. In the Holy Redeemer service area, 14 % of adults did not visit a health care provider in the past year; this percentage represents 55,200 adults.

**Figure 33. Healthcare Provider and Dental Visits, Adults, 2015**



Source: PHMC's 2015 Southeastern Pennsylvania Household Health Survey

The following screenings have been recommended for preventive health for adults. As described below, many in the service area are not accessing these services.

---

## HEALTH SCREENINGS

---

### DENTAL VISIT

---

Participants in community meetings noted that poor dental health can lead to both poor diet and self-esteem issues. They explained that dental care can be difficult for adults to afford with or without dental insurance, and said that too few dentists in the area accept Medicaid.

One-third of adults in the service area (33% or about 112,700) did not have a dental visit during the past year.

- This is comparable to SEPA as a whole (32%).
- In Philadelphia, 41% went without a dental visit over the past year, as did 30% of Bucks County adults and 26% in Montgomery County.

About 14,900 children in the service area (13%) did not have a dental visit during the past year.

### BLOOD PRESSURE

---

About 38,200 adults in the service area (9%) did not have a blood pressure reading in the past year. This is comparable to SEPA as a whole, and the surrounding counties.

### COLONOSCOPY

---

Regular screenings beginning at age 50 are recommended to prevent colorectal cancer.

Three in ten adults 50 years of age and older in the service area (31%) did not have a colonoscopy in the past ten years.

Screening rates in the Holy Redeemer service area are comparable to the surrounding area.

### **PAP SMEAR TEST**

---

The Healthy People 2020 goal for cervical cancer screenings is 93% of women screened, according to the most recent guidelines.

- The Holy Redeemer service area does not meet this goal. Approximately 24,300 women aged 21 to 65 in the service area (14%) did not receive a Pap test in the past three years.
- This similar to the rates in SEPA as a region (13%), and Bucks (12%), Montgomery (13%) and Philadelphia (13%) Counties.

### **MAMMOGRAM**

---

Clinical staff at community meetings expressed concerns about insured women not getting necessary screenings, citing both costs and confusion about the guidelines.

The US Preventive Service Task Force recommends mammograms for women aged 50 to 74.

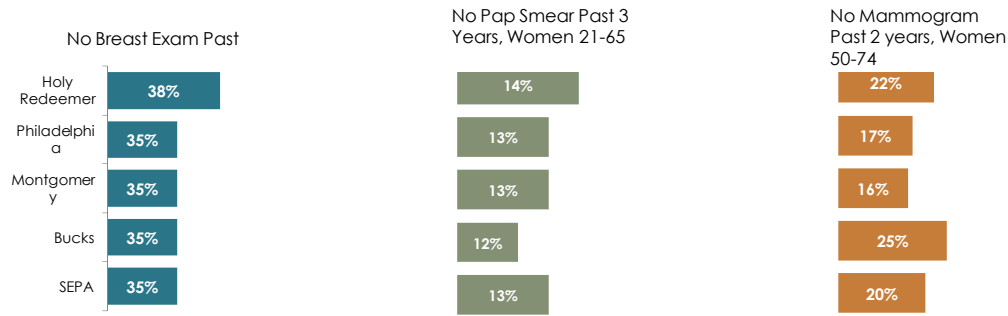
The Healthy People 2020 goal for screening mammography is 81.1% of age appropriate women screened. The service area does not meet this goal.

More than one in five women aged 50-74 did not have a mammogram in the past two years, 22% or about 12,500.

Across Bucks County, 25% of women were unscreened, in Philadelphia, 17%, in Montgomery County 16% and throughout the SEPA region, 20% did not receive mammograms.

(See Figure 34 on the next page.)

**Figure 34. Women’s Health Screenings, 2015**



Source: PHMC’s 2015 Southeastern Pennsylvania Household Health Survey

**PSA OR RECTAL EXAMS FOR PROSTATE CANCER**

Half of men aged 45 years and older in the Holy Redeemer service area (50%) did not have a screening for prostate cancer in the past year. Across the SEPA region, 49% of men were unscreened, while in Bucks County 51% of men were unscreened as were 48% in Montgomery County and 55% in Philadelphia



## HEALTH BEHAVIORS

---

Community meeting participants noted that while there is a large network of food pantries in the area, the need exceeds the available resources.

---

### NUTRITION

---

According to the USDA's MyPlate food guidelines, adults should eat 4-5 servings of fruits and vegetables daily.<sup>3</sup>

In the Holy Redeemer service area, 79% of adults do not reach this recommended goal.

- This higher than Montgomery County (73%), Bucks County (76%) and SEPA as a whole (77%), but lower than in Philadelphia County, where 81% eat fewer than four servings of fruits and vegetables each day.

Fast foods are often high in unhealthy calories, saturated fats, sugar, and salt.

- About Three in ten adults in the service area (33% or about 138,600) reported eating fast food in the past week.

---

### EXERCISE

---

The U.S. Department of Health and Human Services' 2008 Physical Activity Guidelines for Americans recommends that adults (ages 18-64) get 2.5 hours of moderate aerobic physical activity each week.<sup>4</sup>

One-quarter of adults in the service area (24%) do not participate in any exercise, and more than one-half (52%) exercise fewer than three times each week.

- Across SEPA, 22% do not exercise at all.
- The percentage of adults who exercise fewer than three times each week in the service area is comparable to Bucks and Montgomery Counties, in each of which 51% report exercising fewer than three times each week.

---

<sup>3</sup>The U.S. Departments of Agriculture, (2011). Dietary Guidelines Consumer Brochure. Retrieved online on October 23, 2012 at <http://www.choosemyplate.gov/food-groups/downloads/MyPlate/DG2010Brochure.pdf>

<sup>4</sup>U.S. Department of Health and Human Services. 2008 Physical Activity Guidelines for Americans, 2008.

---

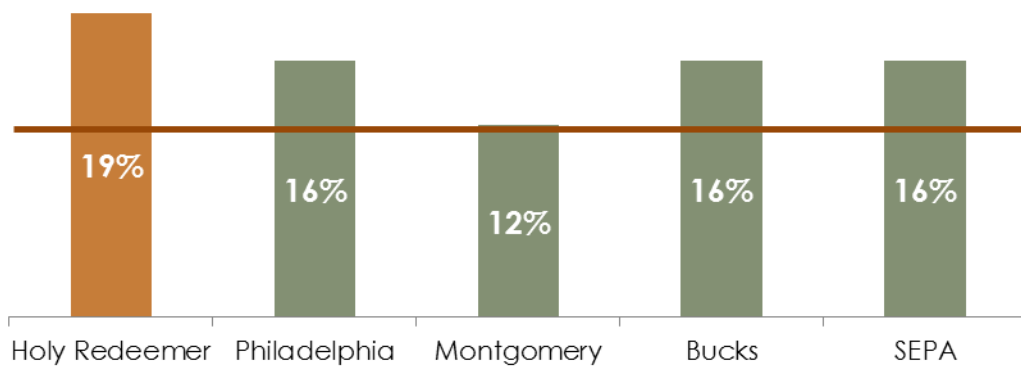
TOBACCO USE

---

The percentage of adults who smoke in the service area **does not meet** the Healthy People 2020 goal of 12%. The percentage of smokers who have tried to quit in the past year **does not meet** the Healthy People 2020 goal of 80%.

In the Holy Redeemer service area, 19% of adults smoke cigarettes. This represents approximately 75,500 adults. This is slightly higher than the surrounding area.

**Figure 35. Adult Smokers, 2015**



Within the service area, 63% of smokers have tried to quit during the past year.

- This is higher than across the SEPA region (59%), but does not meet the Healthy People 2020 goal of 80% of smokers trying to quit.

Concerns were raised in community meetings about tobacco use among pregnant women and parents of newborns, each group is particularly motivated to quit,

## VII. EXISTING RESOURCES

### **EXISTING HEALTH CARE RESOURCES**

The existing health and social services in the service area, and for Southeastern Pennsylvania as a whole, were inventoried for this report. Information on health and social services was obtained by internet searches and from the Yellow Pages. Health services included: acute care general hospitals; inpatient psychiatric hospitals and long-term psychiatric facilities; and rehabilitation hospitals. Skilled and intermediate care nursing facilities were not included. Health services also included community health centers and clinics, urgent care centers, and state, city, and county health department service locations. Existing social services which were inventoried included: food pantries, WIC centers, farmer's markets, and soup kitchens; community outpatient mental health and mental retardation services; senior services; social work services; homeless and domestic violence shelters; and YMCA's. These existing health care and social service resources are shown on the maps of the hospital's service area and for Philadelphia in Appendix F.

## **VIII. SPECIAL POPULATIONS**

One of the goals of this needs assessment was to identify health needs of special populations across the Holy Redeemer service area. This section focuses on selected health status and access to care needs of special populations in the service area.

---

### **RACIAL AND ETHNIC MINORITY AND IMMIGRANT COMMUNITIES**

---

The Holy Redeemer service area is fairly racially diverse, and diversity is increasing. Although 77% of the population is was white in 2015, more than 25% of the population will be by populations of color by 2020. About one in ten (9%) of the residents of the area are Black, 7% are Asian, and 2% are other groups. The area also has a small but growing proportion of the population who identify as Latino/Hispanic, with 5% of the service area residents of Latino/Hispanic ethnicity, according to the census. At community meetings held in the service area, the following issues were discussed as issues.

- Language barriers:
  - In the Holy Redeemer center service area, about one in eight people (13%) speaks a language other than English at home, including 3% who speak Spanish, 4% who speak and Asian language, and 6% who speak other languages.
  - In particular, the Russian-speaking communities in the service area experience both language barriers, have a lack of understanding of the health care system, and feel high levels of mistrust for the medical system, according to the community meeting attendees.
- Immigration status affects the ability of residents to obtain insurance, as well as the willingness of undocumented residents to access health care through typical clinic settings, even when they are targeting uninsured individuals. Community meeting attendees suggested that health fairs that provide screenings were an important resource for undocumented adults in particular.

## LOW AND MODERATE INCOME POPULATIONS

---

Compared to Philadelphia as a whole, the Holy Redeemer service area, comprised mainly of Bucks County and Northeast Philadelphia communities, appears to be economically blessed when compared to other parts of SEPA. However, the high median income (over \$80,500) and low poverty rates belie some of the economic need that is present in this service area. About one in fifteen (6%) of the households with children in the service area are living in poverty, as are 4% of households without children. Community meeting participants in the area emphasized the challenges that low income populations in this area face when accessing health care and other health-impacting resources. In addition, they discussed some of the ways that families with moderate incomes are struggling to pay their bills and access health care due to high housing and costs, medical bills, and other expenses, while still having too much income to qualify for aid programs.

- Consumers and social service providers alike report that it is very challenging to find primary care providers who take Medicaid and many of the affordable insurance plans available through healthcare.gov.
  - In fact, adults and children in this area were more likely to report they did not have a regular source of care compared to peers in SEPA. One in seven (15%) of adults did not have a regular source of care, and a similar proportion (14%) did not see a health care provider in the past year. Seven percent of children did not have a regular source of care, about double the rate for SEPA as a whole (4%).
  - Community meetings attendees expressed concerns that many individuals end up using the emergency department because the primary care providers do not have space in their schedule for urgent care appointments, and that this is more prevalent among practices that take insurance common among residents on Medicaid or the affordable healthcare.gov plans.
- Transportation to health care providers is a huge issue in the service area, according to the community meeting attendees.
  - Services are difficult to reach in the evening or on the weekend because of bus schedules.
  - For those with insurance-related challenges finding providers, transportation outside the area to the provider who will take the insurance is an additional barrier.
  - Specialist referrals are often in Philadelphia, which can be a very long, multistage trip on public transportation.

- Stress: community meeting attendees reported that they that they see more families where adults work 2 or 3 jobs each to support the family, and perceive that this is linked to a set of family issues:
  - According to the social service providers, stress-related depression is often an underlying issue in the lower income population, that places them at increased risk for substance abuse, suicide, and more subtle behavior health issues that affect their relationships with people and their physical health.
  - Lack of access to exercise for both adults and children. In fact, Household Health Survey data indicates that both adults and children in the service area were less likely than peers in other areas of SEPA to meet physical activity guidelines. One in four (24%) of adults did not exercise at all in the past month and a majority (52%) did not exercise three or more times per week. One in four (23%) of children had not exercised 3 times per week.
  
- Dental health: Although adult past-year dental visits were similar in the service area to other areas in SEPA, lack of affordable dental care for adults is a serious issue across lower income populations in the service area. About one in three (33%) of adults did not visit a dentist in the past year.
  - Health care providers reported that before they are able to treat their patients for their serious health conditions, such as cancer, or heart disease, they often need to refer their lower income patients to have serious and neglected dental issues resolved.
  - Pregnant women also often have health-threatening dental problems.
  - According to social service providers, lower and moderate income adults who lose their teeth frequently have serious issues with nutrition, which can become part of a vicious cycle of chronic health issues.

## OLDER ADULTS

---

As in SEPA overall, the older adult population in the Holy Redeemer service area has grown and is expected to continue to grow. Currently, 17% of the population in the service area is age 65 or older, and this is expected to increase to 19% by 2020. More than 136,000 older adults currently live in the service area. Older adults generally have increased needs for medical care and other social services due to health concerns. However, in this service area, the community meeting attendees discussed how older adult needs in these communities were particularly challenging and faced particular barriers.

- According to the community meetings, many older adults would prefer to remain in their own homes and rely on family caregivers, but this is often challenging
  - As is the case in other areas in SEPA, older adults wanted to stay in their homes. More than four in five older adults (82%) reported a desire to stay in their home for more than 5 years, with most (61%) planning to stay ten or more years.
  - However, one in four (25%) had experienced a fall in the past year, one in four (25%) needs assistance with instrumental activities of daily living (like shopping, managing medications, or cleaning), and one in eight (13%) needed assistance with more basic activities of daily living such as bathing or walking.
  - Older adults living at home can become isolated, which can lead to depression. One in seven (14%) of the older adults in the service area had signs of depression in the household health survey.

## VI. FINDINGS

### UNMET NEEDS

---

The unmet health care needs for the Holy Redeemer CHNA were identified by using secondary data findings in comparing the health status, access to care, health behaviors, and utilization of services for residents of the identified service area to results for Montgomery, Bucks and Philadelphia counties, as well as Southeastern Pennsylvania (SEPA), the state of Pennsylvania and the Healthy People 2020 goals for the nation. Input from community meeting participants and public health department officials were also used to further identify and prioritize unmet needs, local problems with access to care, and populations with special health care needs. Additionally, tests of statistical significance were conducted on all Household Health Survey data comparing the results of residents in the service area with residents living in the remainder of SEPA. The following are the major findings of this assessment.

- Prenatal care - Almost one-third of women in the Holy Redeemer service area (31%) receive prenatal care beginning after the first trimester or have no prenatal care, which does not meet the HP 2020 goal of 22.1%.
- Cancer related deaths - In the service area, cancer is the leading cause of death (177 per 100,000; representing 1,230 deaths annually). This does not meet the Healthy People 2020 goal of 161. Lung cancer represents the highest cancer mortality rate (47; 320) followed by Breast (23; 91), and Prostate (18; 52) cancer.
- Cancer screenings - Approximately 24,300 women ages 21 to 65 in the service area (14%) did not receive a Pap test in the past three years. This does not meet the Healthy People 2020 goal for cervical cancer screenings of 93% or higher. More than one in five women aged 50-74 did not have a mammogram in the past two years (22% or 12,500). This percentage does not meet the Healthy People 2020 goal for screening mammography of 81.1% or higher.
- Coronary Heart Disease & High blood pressure screening - This is the second leading cause of death with a mortality rate of 111, which does not meet the HP2020 Goals of 103. One-quarter of adults in the Holy Redeemer service area (26%, or 135,200 adults) have been diagnosed with high blood pressure. This age-adjusted percentage meets the Healthy People 2020 goal of 27%. However, more than one half of older adults (56%) have been diagnosed with high blood pressure and 5% of those on medication do not take it regularly.
- Smoking prevention, intervention and cessation - Cigarette smoking is associated with many health conditions and diseases such as certain cancers and heart



disease. In addition, smoking is strongly correlated with chronic health conditions such as lung cancer, one of the leading causes of death in the service area.

The percentage of adults who smoke in the service area (19%) does not meet the Healthy People 2020 goal of 12% or fewer. In addition, the percentages of smokers who have tried to quit in the past year (63%) does not meet the Healthy People 2020 goal of 80% or higher. Concerns were raised in community meetings about tobacco use, particularly among pregnant women and parents of newborns.

- Overweight and Obesity - Being overweight or obese is correlated with certain diseases such as heart disease, certain cancers, and high blood pressure.

In the service area, almost three in ten (29%) adults are obese and nearly four in ten (38%) are overweight. About 11,800 children in the service area (17%) are classified as obese, and 19% are overweight. Community meeting attendees listed obesity as one of the leading issues in the service area.

- Nutrition - In the Holy Redeemer service area, 79% of adults do not eat 4-5 servings of fruit and vegetables daily. This is higher than SEPA as a whole (77%). Attendees also discussed concerns about malnutrition, even among children who are consuming enough calories, and not enough food pantries for those experiencing food insecurity.
- Exercise - Participants in community meetings noted that diet and exercise were of particular concern in children, noting that some areas are not safe for them to play outside alone. One-quarter of adults in the service area (do not participate in any exercise, and more than half (52%) exercise fewer than three times each week, both of which are higher than SEPA (22% at all.)
- Diabetes - 53,800 adults (13%) have been diagnosed with diabetes. This is comparable to the percentage across SEPA (13%). Of note is that more than one in five older adults age 60+ in the service area (22%) has diabetes; this represents 28,000 older adults.
- Asthma - One in five children (19%) in the service area has been diagnosed with asthma; this represents 21,700 children and is higher than the rate in Bucks and Montgomery Counties (16% and 15%, respectively). In Philadelphia, 22% of children have been diagnosed with asthma. Also, across the service area, about 64,900 adults (16%) have been diagnosed with asthma.
- Mental Health (Behavioral and Substance Abuse) - Approximately 16% of adults in the service area have been diagnosed with a mental health condition. This is less than the SEPA region at 18%, but more than Montgomery County (14%). Of those with a mental health condition, 42% are not currently receiving treatment for the condition. Many comments were made about mental health services by community members including noting depression as one of the leading health

issues in the service area, and listed concerns about suicide and self-harm among teens. Accessing mental and behavioral health care in the service area can be a challenge (difficulty scheduling appointments, comorbid conditions, affordability, and stigma as barriers.) Quality and the pushing of medication without therapy were concerns. Also, a lack of addiction prevention services and over-reliance on emergency departments are concerns.

Community members also commented on depression and social isolation of the elderly. About 14% of the older adults 60+ in the service area have four or more signs of depression on the CES-D 10 Item Depression Scale. This is greater than SEPA (12%).

- Access to Care - Primary Care - In the Holy Redeemer service area, 15% of adults do not have a regular source of primary care they can consult if they are ill or have a question about their health. This is greater than SEPA (13%), but less than the HP2020 (26%). Attendees at community meetings noted that the cost of co-pays and deductibles makes accessing healthcare difficult for middle-income service area residents.
- Access to Care - Dental - One-third of adults in the service area (33%) did not have a dental visit during the past year. This is slightly more than SEPA as a whole (32%). Community members noted lack of insurance and ability to pay for services as well as few dentists that accept Medicaid as concerns.
- Falls in Home - Community meeting participants mentioned that falls were a serious problem for older adults in the service area.

For most of the SEPA Household Health Survey indicators, the findings for the service area were statistically the same as the region as a whole. Several indicators, however, were statistically worse than the region as a whole and could be prioritized for improvement. These areas are:

- Percentage of adults (20+) who are overweight weight
- Percentage of adults (18+) who have a regular source of healthcare
- Percentage of adults (18+) who exercise regularly
- Percentage of adults (18+) with low social capital
- Percentage of children (0-17) who have a regular source of healthcare
- Percentage of children (0-17) who exercise regularly

Many of the unmet needs noted above for the service area are already being addressed in some way by Holy Redeemer, as well as other hospitals, other health care providers, government, and local non-profits.

## PRIORITIZATION

---

Similar to its prioritization process with the 2013 CHNA, Holy Redeemer's CHNA Steering Committee met and discussed each identified need including the impact of this need on the community, what it will take to make an impact on the need, the ability of Holy Redeemer to make an impact, and what resources and collaboratives are already available in the community. Besides the unmet needs listed above, the Committee also discussed, and included, a Healthy Living category. Committee members again chose three criteria on which to base prioritization of the identified needs. These criteria included: 1) magnitude of the problem, 2) alignment with Holy Redeemer's strategic plan, and 3) availability of Holy Redeemer resources to make an impact.

This prioritization process resulted in the following four categories which will be addressed in Holy Redeemer's Implementation Plan for 2016-2018.

- Prenatal Care - increasing the percent of women who obtain prenatal care in the first trimester.
- Mental Health - Behavioral & Substance Abuse
- Access to Care - Primary Care
- Healthy Living - This category will include nutrition, exercise, screenings, smoking cessation, etc., all of which will impact the prevention, identification and management of cancer, coronary heart disease, hypertension, diabetes, asthma, being overweight and obese, as well as other health conditions.

There were needs identified that Holy Redeemer did not choose to address. While important to the community and the hospital, they were not chosen based on the prioritization process and are being addressed already in the community.

Access to Care - Dental - Holy Redeemer does not provide dental services and does not have the financial resources to begin a program. Dental emergencies are seen in our emergency room. Patients are referred to the available dental clinics and programs. Area dental clinics include Abington Memorial Hospital, University of Pennsylvania Dental School, and Temple University Dental School among others. Emergency Room staff and Social Workers have a list of dental clinics available for emergency and non-emergency cases.

Falls in the Home - Through its Home Care Department, Holy Redeemer provides identification and prevention assistance to older adults who are at risk for falling in their home.

Implementation plans will be developed based on this prioritization.

## POTENTIAL RESOURCES

---

Besides the available internal resources (staff time, marketing and public relations, and equipment and supplies), partnerships with other organizations will be critical in meeting the identified priorities listed in this CHNA.

Currently Holy Redeemer Hospital is participating in two major collaboratives with various partners as noted below.

*Montgomery County Hospital Partnership* - includes Montgomery County hospitals, behavioral health hospitals and clinics, federally qualified health centers, and the Montgomery County Health Department. Other community service and insurer organizations will be added depending on the selected projects. Facilitating organizations include Health Spark (formerly North Penn Foundation) and the Health Care Improvement Foundation.

*COACH (Collaborative Opportunities to Advance Community Health)* - includes hospitals in Bucks, Montgomery and Philadelphia counties, as well as the Montgomery County Department of Health, the Philadelphia Department of Public Health and the U.S. Department of Health and Human Services, Region III. Other community service and insurer organizations are in the process of being invited to join the collaborative. The sponsoring organization is the Hospital and Healthsystem Association of Pennsylvania (HAP) and the facilitating organization is the Health Care Improvement Foundation.

This list is not all inclusive of the potential organizations Holy Redeemer will partner with to address the priorities.

**APPENDIX A: PHMC'S COMMUNITY AND POPULATION ASSESSMENTS**

**A list of community and population assessments PHMC has completed includes:**

- 28 Community Health Needs Assessments for DVHC Member Hospitals, 2012
- Berks County Community Health Needs Assessment, 2012
- Philadelphia Health Care Trust Needs Assessment, 2011
- School District of Philadelphia Head Start Needs Assessment, 2010
- Jewish Federation of Greater Philadelphia Older Adult Needs Assessment, 2010
- Main Line Area Older Adults Needs Assessment, 2010
- William Penn Foundation Youth Development Initiative Population Studies, 2006, 2008, 2010
- National Nursing Centers Consortium Northeast Philadelphia Needs Assessment, 2009
- Latino Youth Needs Assessment, 2009
- National Children’s Study Montgomery County Vanguard Center Needs Assessment, 2008
- Planned Parenthood of Bucks County LGBTQ Needs Assessment, 2007
- Project HOME North Philadelphia Needs Assessment, 2006
- Children’s Hospital of Philadelphia Early Head Start Needs Assessment, 2003 and 2006
- Philadelphia Corporation for Aging Older Adults Needs Assessment, 2004
- North Penn (Montco) Community Health Special Populations Needs Assessment, 2003
- North Penn (Montco) Community Health Needs Assessment, 2002
- Brandywine Health Foundation Community Needs Assessment, 2002
- Philadelphia Chinatown Health Needs Assessment, 2001
- Philadelphia Latino Community Health Needs Assessment, 2001
- Burlington County, NJ Homeless Veterans Needs Assessment, 2001
- Phoenixville Community Health Foundation Special Populations Needs Assessment, 2000
- American Red Cross (SEPA Chapter) Needs and Impact Assessments, 1999
- Berwick, Pennsylvania Community Health Needs Assessment, 1999
- East Parkside Needs Assessment, 1999

- Phoenixville Community Health Foundation Needs Assessment, 1999
- City of Philadelphia Office of Housing and Community Development Elderly Housing Needs Assessment, 1997
- Presbyterian Foundation Assisted Living Assessment of West Philadelphia, 1997
- Five County (NJ) Elderly Health Needs Assessment, 1997
- Suburban Camden County Health Needs Assessment, 1997
- Bucks County Community Health Needs Assessment - Quantitative Analysis, 1994; Update, 1997
- Cumberland, Gloucester, and Salem Counties Health Needs Assessments, 1996
- Presbyterian Foundation Assisted Living Assessment of South and North Philadelphia, 1996
- Montgomery County Health Department Maternal and Child Health Needs Assessment - quantitative data analysis, 1996
- Haddington Area Needs Assessment, 1996
- Partnership for Community Health in the Lehigh Valley - implementation phase, 1996
- Delaware Valley Health Care Council Regional Health Profile, 1996
- City of Camden Needs Assessment, 1996
- Paoli Memorial Hospital Needs Assessment, 1994
- Northeast Philadelphia Partnership for a Healthier Community - qualitative data analysis, 1994
- Misericordia Hospital Community Health Needs Assessment , 1993
- Crozer-Keystone Health System, Delaware County Needs Assessment - quantitative data analysis, 1993
- Chester County Title V Maternal and Child Health Needs Assessment , 1993
- Chester County Maternal and Child Health Consortium Needs Assessment, 1993
- Bucks County Title V Maternal and Child Health Needs Assessment , 1993

## APPENDIX B: U.S. CENSUS TABLES












### **KEY**

**Trends over time are shown as a  
brown line at the end of the  
table.**



## Holy Redeemer Hospital Service Area











**Table 1. Socio-Demographic Indicators, U.S. Census**

	2013	2015	2020	Trend
	N %	N %	N %	%
<b>Total Population</b>	530,046	531,146	537,356	1.4%
<b>Age</b>				
0-17	113,041 21.3%	112,798 21.2%	113,796 21.2%	
18-44	182,043 34.3%	181,701 34.2%	179,955 33.5%	
45-65	144,466 27.3%	143,614 27.0%	139,426 25.9%	
65+	90,496 17.1%	93,033 17.5%	104,179 19.4%	
<b>Gender</b>				
Male	258,075 48.7%	258,806 48.7%	262,450 48.8%	
Female	271,971 51.3%	272,340 51.3%	274,906 51.2%	
<b>Race/Ethnicity*</b>				
White	369,411 69.7%	365,866 68.9%	351,599 65.4%	
Black	57,767 10.9%	58,277 11.0%	62,934 11.7%	
Asian	43,454 8.2%	44,812 8.4%	50,805 9.5%	
Other	12,143 2.3%	12,419 2.3%	13,619 2.5%	
Latino	47,271 8.9%	49,772 9.4%	58,399 10.9%	

Source: Nielsen-Claritas Pop-Facts Database and 2010 U.S. Census

## Holy Redeemer Hospital Service Area





**Table 2. Economic Indicators, U.S. Census**

	2013	2015	2020	Trend
	N %	N %	N %	%
<b>Total Population</b>	530,046	531,146	537,356	1.4%
<b>Income</b>				
Median Household Income	\$54,776	\$56,920	\$59,851	
<b>Education</b>				
Less than HS	46,381 12.5%	45,235 12.5%	46,129 12.1%	
HS Graduate	233,138 62.9%	234,129 62.6%	239,425 62.8%	
College or More	91,423 24.6%	94,472 25.3%	95,512 25.1%	
<b>Employment</b>				
Employed	244,454 89.5%	242,132 88.7%	244,957 88.7%	
Unemployed	28,824 10.5%	30,699 11.3%	31,145 11.3%	
<b>Poverty Status</b>				
Families living in poverty WITHOUT children	10,505 7.7%	11,945 8.7%	12,125 8.8%	
Families living in poverty WITH children	7,089 11.7%	8,228 13.5%	8,370 13.5%	
<b>Housing Unit Type</b>				
Renter-occupied	64,773 32.1%	64,757 32.0%	65,661 32.1%	
Owner-occupied	137,235 67.9%	137,566 68.0%	139,166 67.9%	

Source: Nielsen-Claritas Pop-Facts Database and 2010 U.S. Census

## Holy Redeemer Hospital Service Area












**Table 3. Language Spoken at Home, U.S. Census**

	2013	2015	2020	Trend
	N %	N %	N %	%
<b>Total Population</b>	530,046	531,146	537,356	1.4%
<b>Language Spoken at Home</b>				
English	388,588 77.9%	382,258 76.5%	387,608 76.6%	
Spanish	27,431 5.5%	29,608 5.9%	29,901 5.9%	
Asian Language	23,638 4.7%	25,523 5.1%	25,610 5.1%	
Other Language	58,984 11.8%	62,060 12.4%	62,761 12.4%	

Source: Nielsen-Claritas Pop-Facts Database and 2010 U.S. Census

## Bucks County











**Table 1. Socio-Demographic Indicators, U.S. Census**

	2013	2015	2020	Trend
	N %	N %	N %	%
<b>Total Population</b>	628,487	627,549	630,991	0.4%
<b>Age</b>				
0-17	139,737 22.2%	132,887 21.2%	124,713 19.8%	
18-44	194,860 31.0%	194,408 31.0%	195,984 31.1%	
45-65	195,228 31.1%	194,969 31.1%	188,680 29.9%	
65+	98,662 15.7%	105,285 16.8%	121,614 19.3%	
<b>Gender</b>				
Male	308,124 49.0%	307,761 49.0%	309,507 49.1%	
Female	320,363 51.0%	319,788 51.0%	321,484 50.9%	
<b>Race/Ethnicity*</b>				
White	539,721 85.9%	533,412 85.0%	523,857 83.0%	
Black	21,850 3.5%	23,645 3.8%	26,010 4.1%	
Asian	26,281 4.2%	28,188 4.5%	32,795 5.2%	
Other	10,779 1.7%	11,221 1.8%	12,631 2.0%	
Latino	29,856 4.8%	31,083 5.0%	35,698 5.7%	

Source: Nielsen-Claritas Pop-Facts Database and 2010 U.S. Census

## Bucks County





**Table 2. Economic Indicators, U.S. Census**

	2013	2015	2020	Trend
	N %	N %	N %	%
<b>Total Population</b>	628,487	627,549	630,991	0.4%
<b>Income</b>				
Median Household Income	\$73,244	\$76,011	\$80,013	
<b>Education</b>				
Less than HS	29,714 6.8%	29,443 6.8%	29,872 6.7%	
HS Graduate	254,329 58.3%	253,037 57.4%	257,613 57.5%	
College or More	152,293 34.9%	158,315 35.9%	160,643 35.8%	
<b>Employment</b>				
Employed	325,028 91.9%	322,054 91.9%	328,872 91.9%	
Unemployed	28,668 8.1%	28,362 8.1%	28,959 8.1%	
<b>Poverty Status</b>				
Families living in poverty WITHOUT children	6,228 3.7%	6,756 4.0%	6,857 4.0%	
Families living in poverty WITH children	4,525 6.0%	4,681 6.1%	4,726 6.1%	
<b>Housing Unit Type</b>				
Renter-occupied	54,412 23.0%	54,329 22.9%	54,820 22.8%	
Owner-occupied	182,566 77.0%	183,272 77.1%	185,321 77.2%	

Source: Nielsen-Claritas Pop-Facts Database and 2010 U.S. Census

## Bucks County












**Table 3. Language Spoken at Home, U.S. Census**

	2013	2015	2020	Trend
	N %	N %	N %	%
<b>Total Population</b>	628,487	627,549	630,991	0.4%
<b>Language Spoken at Home</b>				
English	530,902 89.4%	527,108 88.5%	530,576 88.6%	
Spanish	16,624 2.8%	17,784 3.0%	17,805 3.0%	
Asian Language	11,578 1.9%	10,827 1.8%	10,796 1.8%	
Other Language	34,809 5.9%	39,669 6.7%	39,765 6.6%	

Source: Nielsen-Claritas Pop-Facts Database and 2010 U.S. Census

## Montgomery County

**Table 1. Socio-Demographic Indicators, U.S. Census**

	2013	2015	2020	Trend
	N %	N %	N %	%
<b>Total Population</b>	809,053	817,612	833,447	3.0%
<b>Age</b>				
0-17	183,286 22.7%	177,668 21.7%	174,258 20.9%	
18-44	263,919 32.6%	268,500 32.8%	269,610 32.3%	
45-65	233,294 28.8%	235,156 28.8%	232,098 27.8%	
65+	128,554 15.9%	136,288 16.7%	157,481 18.9%	
<b>Gender</b>				
Male	392,569 48.5%	397,028 48.6%	405,144 48.6%	
Female	416,484 51.5%	420,584 51.4%	428,303 51.4%	
<b>Race/Ethnicity*</b>				
White	626,936 77.5%	629,519 77.0%	624,248 74.9%	
Black	70,247 8.7%	72,896 8.9%	78,401 9.4%	
Asian	56,447 7.0%	58,229 7.1%	65,513 7.9%	
Other	16,357 2.0%	17,247 2.1%	19,721 2.4%	
Latino	39,066 4.8%	39,721 4.9%	45,564 5.5%	

Source: Nielsen-Claritas Pop-Facts Database and 2010 U.S. Census

## Montgomery County

**Table 2. Economic Indicators, U.S. Census**

	2013	2015	2020	Trend
	N %	N %	N %	%
<b>Total Population</b>	809,053	817,612	833,447	3.0%
<b>Income</b>				
Median Household Income	\$76,825	\$80,561	\$87,157	
<b>Education</b>				
Less than HS	39,186 7.0%	36,278 7.0%	37,032 6.4%	
HS Graduate	269,687 48.2%	271,507 47.7%	277,908 47.7%	
College or More	250,134 44.7%	261,981 46.0%	267,239 45.9%	
<b>Employment</b>				
Employed	418,816 93.3%	420,371 92.8%	432,645 92.8%	
Unemployed	30,110 6.7%	32,501 7.2%	33,474 7.2%	
<b>Poverty Status</b>				
Families living in poverty WITHOUT children	7,753 3.7%	8,280 3.9%	8,476 3.9%	
Families living in poverty WITH children	5,701 5.7%	5,631 5.7%	5,727 5.7%	
<b>Housing Unit Type</b>				
Renter-occupied	84,104 27.0%	84,801 26.9%	86,660 27.0%	
Owner-occupied	227,789 73.0%	230,077 73.1%	234,594 73.0%	

Source: Nielsen-Claritas Pop-Facts Database and 2010 U.S. Census



## Montgomery County












**Table 3. Language Spoken at Home, U.S. Census**

	<b>2013</b>	<b>2015</b>	<b>2020</b>	<b>Trend</b>
	N %	N %	N %	%
<b>Total Population</b>	809,053	817,612	833,447	3.0%
<b>Language Spoken at Home</b>				
English	669,076 87.9%	671,640 87.0%	686,036 87.1%	—
Spanish	23,062 3.0%	25,184 3.3%	25,565 3.2%	—
Asian Language	27,506 3.6%	31,423 4.1%	31,835 4.0%	—
Other Language	41,309 5.4%	43,321 5.6%	44,054 5.6%	—

Source: Nielsen-Claritas Pop-Facts Database and 2010 U.S. Census

## Philadelphia County

**Table 1. Socio-Demographic Indicators, U.S. Census**

	2013	2015	2020	Trend
	N %	N %	N %	%
<b>Total Population</b>	1,548,343	1,562,939	1,594,004	2.9%
<b>Age</b>				
0-17	346,802 22.4%	355,910 22.8%	366,280 23.0%	
18-44	639,228 41.3%	639,303 40.9%	633,139 39.7%	
45-65	365,043 23.6%	366,004 23.4%	364,051 22.8%	
65+	197,270 12.7%	201,722 12.9%	230,534 14.5%	
<b>Gender</b>				
Male	732,377 47.3%	740,196 47.4%	758,795 47.6%	
Female	815,966 52.7%	822,743 52.6%	835,209 52.4%	
<b>Race/Ethnicity*</b>				
White	551,134 35.6%	560,038 35.8%	553,818 34.7%	
Black	650,865 42.0%	640,976 41.0%	633,421 39.7%	
Asian	103,633 6.7%	105,925 6.8%	116,718 7.3%	
Other	37,833 2.4%	39,653 2.5%	43,425 2.7%	
Latino	204,878 13.2%	216,347 13.8%	246,622 15.5%	

Source: Nielsen-Claritas Pop-Facts Database and 2010 U.S. Census

## Philadelphia County





**Table 2. Economic Indicators, U.S. Census**

	2013	2015	2020	Trend
	N %	N %	N %	%
<b>Total Population</b>	1,548,343	1,562,939	1,594,004	2.9%
<b>Income</b>				
Median Household Income	\$34,341	\$36,553	\$39,155	
<b>Education</b>				
Less than HS	202,166 20.0%	194,316 20.0%	202,692 18.9%	
HS Graduate	580,174 57.5%	588,576 57.2%	615,438 57.3%	
College or More	226,748 22.5%	245,718 23.9%	256,153 23.8%	
<b>Employment</b>				
Employed	618,227 85.4%	613,373 84.0%	623,191 84.0%	
Unemployed	105,990 14.6%	116,534 16.0%	118,546 16.0%	
<b>Poverty Status</b>				
Families living in poverty WITHOUT children	71,644 20.7%	75,010 21.5%	76,463 21.5%	
Families living in poverty WITH children	53,139 30.0%	55,674 31.5%	56,771 31.5%	
<b>Housing Unit Type</b>				
Renter-occupied	280,570 46.0%	284,697 46.1%	292,523 46.3%	
Owner-occupied	329,537 54.0%	332,482 53.9%	339,115 53.7%	

Source: Nielsen-Claritas Pop-Facts Database and 2010 U.S. Census

## Philadelphia County

**Table 3. Language Spoken at Home, U.S. Census**

	<b>2013</b>	<b>2015</b>	<b>2020</b>	<b>Trend</b>
	<b>N</b>	<b>N</b>	<b>N</b>	<b>%</b>
	<b>%</b>	<b>%</b>	<b>%</b>	
<b>Total Population</b>	1,548,343	1,562,939	1,594,004	2.9%
<b>Language Spoken at Home</b>				
English	1,142,550 79.0%	1,144,670 78.6%	1,172,056 78.7%	
Spanish	140,265 9.7%	146,596 10.1%	149,211 10.0%	
Asian Language	67,214 4.7%	69,399 4.8%	70,471 4.7%	
Other Language	95,388 6.6%	96,391 6.6%	98,214 6.6%	

Source: Nielsen-Claritas Pop-Facts Database and 2010 U.S. Census

SEPA

**Table 1. Socio-Demographic Indicators, U.S. Census**

	2013	2015	2020	Trend
	N %	N %	N %	%
<b>Total Population</b>	4,055,414	4,085,892	4,155,027	2.5%
<b>Age</b>				
0-17	921,995 22.7%	912,553 22.3%	905,435 21.8%	
18-44	1,459,355 36.0%	1,466,580 35.9%	1,467,792 35.3%	
45-65	1,095,631 27.0%	1,100,328 26.9%	1,081,639 26.0%	
65+	578,433 14.3%	606,431 14.8%	700,161 16.9%	
<b>Gender</b>				
Male	1,952,081 48.1%	1,968,505 48.2%	2,006,783 48.3%	
Female	2,103,333 51.9%	2,117,387 51.8%	2,148,244 51.7%	
<b>Race/Ethnicity*</b>				
White	2,516,792 62.1%	2,522,832 61.7%	2,491,661 60.0%	
Black	887,701 21.9%	883,437 21.6%	892,616 21.5%	
Asian	236,279 5.8%	245,564 6.0%	276,714 6.7%	
Other	85,668 2.1%	89,556 2.2%	99,961 2.4%	
Latino	328,974 8.1%	344,503 8.4%	394,075 9.5%	

Source: Nielsen-Claritas Pop-Facts Database and 2010 U.S. Census

SEPA

**Table 2. Economic Indicators, U.S. Census**

	2013	2015	2020	Trend
	N %	N %	N %	%
<b>Total Population</b>	4,055,414	4,085,892	4,155,027	2.5%
<b>Income</b>				
Median Household Income	\$58,640	\$60,593	\$64,164	
<b>Education</b>				
Less than HS	328,304 12.1%	313,807 12.1%	324,596 11.4%	
HS Graduate	1,460,282 53.8%	1,481,278 53.7%	1,528,644 53.8%	
College or More	923,668 34.1%	964,698 35.0%	989,974 34.8%	
<b>Employment</b>				
Employed	1,892,813 90.1%	1,887,350 89.4%	1,931,682 89.4%	
Unemployed	207,607 9.9%	223,853 10.6%	228,765 10.6%	
<b>Poverty Status</b>				
Families living in poverty WITHOUT children	100,280 10.0%	107,242 10.6%	109,240 10.7%	
Families living in poverty WITH children	74,730 15.3%	79,104 16.4%	80,512 16.4%	
<b>Housing Unit Type</b>				
Renter-occupied	525,424 33.8%	531,087 33.9%	543,310 34.0%	
Owner-occupied	1,028,653 66.2%	1,037,570 66.1%	1,055,837 66.0%	

Source: Nielsen-Claritas Pop-Facts Database and 2010 U.S. Census

SEPA


**Table 3. Language Spoken at Home, U.S. Census**

	<b>2013</b>	<b>2015</b>	<b>2020</b>	<b>Trend</b>
	N %	N %	N %	%
<b>Total Population</b>	4,055,414	4,085,892	4,155,027	2.5%
<b>Language Spoken at Home</b>				
English	3,230,195 84.9%	3,237,025 84.3%	3,299,197 84.4%	—
Spanish	220,237 5.8%	229,436 6.0%	233,098 6.0%	—
Asian Language	131,283 3.5%	138,267 3.6%	139,938 3.6%	—
Other Language	221,918 5.8%	233,526 6.1%	236,863 6.1%	—

Source: Nielsen-Claritas Pop-Facts Database and 2010 U.S. Census

### APPENDIX C: VITAL STATISTICS TABLES

**KEY**

 **Blue shading indicates HP2020 Goal is not been met.**

Bar graphs in right column show trends over time.



**Table 1. Average Annualized Fertility Rates for Women 15-44 Years by Race and Ethnicity, 2009-2012, in Holy Redeemer Hospital Service Area**

	Holy Redeemer	Bucks County	Montgomery County	Philadelphia County	SEPA	
	Rate per 1,000 Number	Rate per 1,000 Number	Rate per 1,000 Number	Rate per 1,000 Number	Rate per 1,000 Number	
<b>All Women 15-44</b>	61.0 6,086	50.5 5,662	60.0 9,027	63.8 23,033	59.9 49,720	
<b>Race/Ethnicity*</b>						
White	52.7 3,668	47.9 4,641	56.1 6,535	42.8 6,238	50.0 25,570	
Black	67.2 895	54.1 281	59.7 886	72.1 10,969	69.9 14,412	
Asian	64.4 586	61.2 339	67.6 867	51.0 1,411	58.7 3,380	
Other	93.5 721	72.7 328	94.9 605	93.4 3,353	87.6 4,848	
Latina	84.7 848	72.1 432	91.0 719	84.6 3,965	84.7 6,106	
Non-Latina	57.3 5,136	48.8 5,179	58.0 8,266	58.6 18,435	56.3 42,708	

Notes:

**The fertility rate is calculated per 1,000 women 15-44 years of age.**

**White, Black, Asian and Other races include Latinas.**

**\*Unknown race and ethnicity appear only for the total.**

**Source: Pennsylvania Department of Health, Bureau of Health Statistics and Research.**

**Calculations prepared by PHMC.**

**Table 2. Average Annualized Fertility Rates for Women 15-17 Years by Race and Ethnicity, 2009-2012, in Holy Redeemer Hospital Service Area**

	Holy Redeemer	Bucks County	Montgomery County	Philadelphia County	SEPA	
	Rate per 1,000 Number	Rate per 1,000 Number	Rate per 1,000 Number	Rate per 1,000 Number	Rate per 1,000 Number	
<b>All Women 15-17</b>	8.3 82	4.0 54	5.8 94	30.7 944	15.7 1,299	
<b>Race/Ethnicity*</b>						
White	4.4 31	3.1 36	2.5 32	9.2 76	4.3 209	
Black	20.5 27	14.3 9	19.5 35	36.1 615	33.1 769	
Asian	2.8 2	1.0 1	1.3 1	9.0 15	4.3 18	
Other	20.4 17	11.6 7	25.8 21	50.7 194	38.5 244	
Latina	22.5 23	14.7 10	37.0 28	45.8 232	40.6 309	
Non-Latina	6.4 57	3.4 43	4.1 64	26.6 683	12.7 951	

Notes:

**The fertility rate is calculated per 1,000 women 15-17 years of age.**

**White, Black, Asian and Other races include Latinas.**

**\*Unknown race and ethnicity appear only for the total.**

**Source: Pennsylvania Department of Health, Bureau of Health Statistics and Research.**

**Calculations prepared by PHMC.**

**Table 3. Average Annualized Low Birth Rates by Race and Ethnicity, 2009-2012, in Holy Redeemer Hospital Service Area**

	Holy Redeemer	Bucks County	Montgomery County	Philadelphia County	SEPA	
	Rate per 1,000 Number	Rate per 1,000 Number	Rate per 1,000 Number	Rate per 1,000 Number	Rate per 1,000 Number	
<b>All Live Births</b>	80.1 489	77.9 443	70.2 636	108.7 2,514	90.6 4,525	
<b>Race/Ethnicity*</b>						
White	69.1 254	74.5 347	62.2 408	73.5 460	67.6 1,736	
Black	121.2 109	106.4 30	125.7 112	135.8 1,497	133.0 1,926	
Asian	86.0 51	97.3 33	67.7 59	83.5 118	79.5 269	
Other	73.7 53	78.2 26	68.2 42	96.8 326	89.3 435	
Latino/a	74.3 63	65.7 29	68.2 49	95.6 381	85.1 522	
Non-Latino/a	79.3 408	78.0 406	70.1 582	109.7 2,031	90.0 3,860	

Notes:

**Low birth weight is defined as an infant weighing less than 2500 grams (5.5 lbs.) at birth.**

**The low birth weight rate is calculate per 1,000 live births.**

**White, Black, Asian and Other races include Latino/as.**

**\*Unknown race and ethnicity appear only for the total.**

**Source: Pennsylvania Department of Health, Bureau of Health Statistics and Research.**

**Calculations prepared by PHMC.**

**Table 4. Average Annualized Percentage of Infants Born Prematurely by Race and Ethnicity, 2009-2012, in Holy Redeemer Hospital Service Area**

	Holy Redeemer	Bucks County	Montgomery County	Philadelphia County	SEPA	
	Percentage Number	Percentage Number	Percentage Number	Percentage Number	Percentage Number	
<b>All Live Births</b>	9.6 581	9.3 523	8.2 739	11.6 2,670	10.2 5,058	
<b>Race/Ethnicity*</b>						
White	9.2 337	9.1 424	7.9 516	8.9 554	8.6 2,192	
Black	12.7 114	11.4 32	12.1 106	13.9 1,523	13.6 1,955	
Asian	7.9 47	9.0 31	5.9 50	8.4 119	7.7 258	
Other	8.2 59	8.3 27	8.5 51	10.3 346	9.8 476	
Latino/a	8.4 71	7.8 34	8.4 60	10.3 410	9.7 591	
Non-Latino/a	9.6 493	9.3 481	8.2 673	11.7 2,158	10.2 4,325	

Notes:

**Prematurity is defined as the birth of an infant before 37 weeks gestation. The percentage of infants born prematurely is calculated as a percentage of all live births that have birth certificate data on gestational age.**

**White, Black, Asian and Other races include Latino/as.**

**\*Unknown race and ethnicity appear only for the total.**

**Source: Pennsylvania Department of Health, Bureau of Health Statistics and Research.**

**Calculations prepared by PHMC.**

**Table 5. Average Annualized Percentage of Women Receiving Late or No Pre-natal Care by Race and Ethnicity, 2009-2012, in Holy Redeemer Hospital Service Area**

	Holy Redeemer	Bucks County	Montgomery County	Philadelphia County	SEPA	
	Percentage Number	Percentage Number	Percentage Number	Percentage Number	Percentage Number	
<b>All Live Births</b>	31.2 1,803	24.3 1,350	25.7 2,260	46.2 9,939	35.8 17,051	
<b>Race/Ethnicity*</b>						
White	24.5 868	21.3 973	19.3 1,232	32.5 1,953	24.1 6,045	
Black	46.0 379	47.4 129	47.2 402	53.0 5,317	51.7 6,905	
Asian	31.9 176	23.3 78	26.5 222	41.9 556	33.0 1,073	
Other	45.6 304	45.0 142	58.9 344	51.7 1,645	51.3 2,373	
Latina	43.4 344	42.2 176	56.2 391	50.2 1,883	49.3 2,875	
Non-Latina	29.0 1,420	22.6 1,152	23.0 1,851	45.2 7,766	33.5 13,756	

Notes:

**Late prenatal care is defined as not having a recorded prenatal care visit in the 1st or 2nd trimesters, or none at all. The percentage of women receiving late or no pre-natal care is calculated as the percentage of all live births that have birth certificate data on receipt of prenatal care.**

**White, Black, Asian, and Other races include Latina/os.**

**\*Unknown race and ethnicity only appear for the total.**

**Source: Pennsylvania Department of Health, Bureau of Health Statistics and Research.**

**Calculations prepared by PHMC.**

**Table 6. Average Annualized Infant Mortality Rate by Race and Ethnicity, 2009-2012, in Holy Redeemer Hospital Service Area**

	Holy Redeemer	Bucks County	Montgomery County	Philadelphia County	SEPA	
	Rate per 1000 Number	Rate per 1000 Number	Rate per 1000 Number	Rate per 1000 Number	Rate per 1000 Number	
<b>All Live Births</b>	6.0 37	5.8 33	4.8 44	9.3 215	7.3 365	
<b>Race/Ethnicity*</b>						
White	5.0 19	5.8 27	3.9 26	8.0 50	5.4 139	
Black	16.1 15	11.5 3	16.0 14	13.4 148	13.4 194	
Asian	3.0 2	2.2 1	1.7 2	4.2 6	3.6 12	
Other	2.4 2	6.1 2	4.1 3	3.4 12	4.0 20	
Latino/a	5.0 4	6.9 3	4.5 3	6.1 24	5.7 35	
Non-Latino/a	6.2 32	5.7 30	4.8 40	10.0 186	7.5 322	

Notes:

**Infant mortality is defined as the death of an infant within the first year of birth and is calculated per 1,000 live infant births.**

**White, Black, Asian and Other races include Latino/as.**

**\*Unknown race and ethnicity is included only in the total.**

**Source: Pennsylvania Department of Health, Bureau of Health Statistics and Research.**

**Calculations prepared by PHMC.**

**Table 7. Age-Adjusted Annualized Mortality Rates for Selected Causes of Death, 2009-2012, in Holy Redeemer Hospital Service Area**

	Healthy People 2020 Goal	Holy Redeemer	Bucks County	Montgomery County	Philadelphia County	SEPA	
	Rate per 100,000	Rate per 100,000	Rate per 100,000	Rate per 100,000	Rate per 100,000	Rate per 100,000	
		Avg. Number	Avg. Number	Avg. Number	Avg. Number	Avg. Number	
<b>All Causes of Death</b>		714.1 5,172	685.9 5,232	663.8 6,995	893.4 14,009	756.38 34,900	
<b>All Cancers</b>	<b>161.4</b>	177.1 1,230	168.9 1,288	164.6 1,660	211.9 3,267	183.9 8,325	
Female Breast Cancer	20.7	23.0 91	25.3 109	22.6 127	28.5 259	25.6 664	
Lung Cancer	45.5	46.6 320	43.3 328	42.0 416	58.0 888	49.0 2,193	
Colorectal Cancer	14.5	15.0 107	14.6 112	13.7 140	19.5 302	16.6 758	
Prostate Cancer	21.8	18.2 52	17.9 53	19.5 80	33.7 190	24.3 421	
Cervical Cancer	2.2	2.1 7	2.0 8	1.2 7	3.6 31	2.3 664	
Coronary Heart Disease	103.4	111.1 844	82.6 648	99.8 1,096	153.3 2,415	119.7 5,657	
Stroke	34.8	34.4 268	37.2 290	41.3 455	44.8 711	40.3 1,917	
HIV/AIDS	3.3	1.0 5	0.5 4	1.1 10	7.7 115	3.6 152	
Homicide	-	4.2 21	1.2 8	2.3 18	18.5 307	9.4 374	
Suicide	10.2	12.1 65	12.8 84	12.0 103	10.0 152	10.9 458	
All Accidents	-	40.7 238	36.0 236	31.8 291	45.0 692	37.0 1,576	
Motor Vehicle Accidents	-	6.1 34	8.1 51	5.5 43	6.2 98	6.0 248	
Accidental Drug/Alcohol Poisoning	-	2.8 15	3.2 19	6.3 50	3.2 49	3.6 1,576	
Diabetes	66.6*	16.2 117	15.7 121	14.0 144	23.0 357	17.4 796	

Highlighted cells do not meet HP2020 Goal.


Note:

Mortality rates are calculated per 100,000 population.

Denominators to calculate age-adjusted rates to the Standard 2000 population derive from 2010 Census ZCTA data broken down into 19 age groups. \*Diabetes-related mortality data are derived from the multiple-cause-of-death files. Data include all mentions of diabetes on the death certificate, whether as an underlying or a multiple cause of death. Diabetes is approximately three times as likely to be listed as multiple cause of death than as underlying cause.

Source: Pennsylvania Department of Health, Bureau of Health Statistics and Research. Calculations prepared by PHMC.

**Table 8. Currently Living with HIV/AIDS by County, 2014**

	Bucks County	Chester County	Delaware County	Montgomery County	Philadelphia County	Pennsylvania	
	Rate per 100,000	Rate per 100,000	Rate per 100,000	Rate per 100,000	Rate per 100,000	Rate per 100,000	
	Number	Number	Number	Number	Number	Number	
Currently living with HIV, including AIDS	6.5	5.6	15.8	6.4	45.7	11.3	
	122	85	265	155	2,106	4,320	

Note:

**\*Rates calculated by PHMC using HIV prevalence estimates provided by the Pennsylvania Department of Health divided by population estimates from the 2008 American Community Survey.**

**Source: Pennsylvania Department of Health, HIV/AIDS Investigations-Bureau of Epidemiology and American Community Survey.**



**Table 9. Communicable Disease Rates by Pennsylvania County, 2013 and 2014**

	Bucks County	Chester County	Delaware County	Montgomery County	Philadelphia County	Pennsylvania	
	Rate per 100,000	Rate per 100,000	Rate per 100,000	Rate per 100,000	Rate per 100,000	Rate per 100,000	
	Number	Number	Number	Number	Number	Number	
Hepatitis B, Chronic	13.2 248	8.2 124	34.7 583	21.3 513	30.8 1,422	14.0 5,361	
Tuberculosis	1.6 30	1.6 24	3.2 53	2.3 55	6.1 283	1.9 732	
Lyme Disease	74.5 1,300	134.0 2,022	19.1 320	43.6 1,062	9.4 435	37.2 14,200	
Pertussis	15.8 297	14.3 216	19.2 323	18.0 434	8.6 396	9.6 3,666	
Chickenpox	10.0 187	7.0 106	3.1 52	7.3 175	13.9 641	8.3 3,157	
Chlamydia*	163.0 3,063	183.4 2,766	457.9 7,691	220.7 5,324	1316.7 60,702	406.7 155,395	
Gonorrhea*	23.4 440	41.0 619	114.6 1,924	40.9 986	446.6 20,587	110.0 42,043	
Syphilis, Primary and Secondary*	2.0 37	0.9 14	2.4 41	2.1 50	15.5 714	3.2 1,236	

Note:

**Communicable disease rates are calculated per 100,000 population**

**\*Indicates that data are from 2013**

**Source: Pennsylvania Department of Health, Bureau of Health Statistics and Research, EpiQMS**

## APPENDIX D: HOUSEHOLD HEALTH SURVEY TABLES


### **KEY**



Blue shading indicates HP2020 Goal is not been met.

Bar graphs in right column show trends over time.

**Table 1. Health Status of Adults 18+, 2015**

	Service Area	Bucks County	Montgomery County	Philadelphia County	SEPA	
	N %	N %	N %	N %	N %	
<b>Overall Health Status</b>						
Excellent/Very Good/Good	349,900 84.0	461,300 87.0	533,100 86.1	904,400 76.4	2,604,600 82.3	
Excellent/Very Good/Good (age adjusted)*	86.2	88.8	87.1	78.2	83.8	
Fair/Poor	66,500 16.0	69,000 13.0	86,200 13.9	278,700 23.6	560,800 17.7	
Healthy People 2020 Goal for Good or Better Health: 79.8%. Highlighted cells do not meet HP2020 Goal.						
<b>Mental Health</b>						
Diagnosed with mental health condition	65,500 15.7	82,400 15.7	87,500 14.2	245,800 20.8	551,400 17.5	
Receiving treatment for mental health condition	38,100 58.2	51,700 62.8	54,100 62.0	159,300 65.1	344,100 62.6	
<b>Body Mass Index, Adults 20+</b>						
Overweight	152,600 37.6	177,000 34.5	216,100 35.7	377,800 33.0	1,057,800 34.4	
Obese	123,000 30.3	147,300 28.7	169,400 28.0	388,300 33.9	926,500 30.1	
Obese (age adjusted)*	29.2	40.2	37.9	34.0	29.3	
Healthy People 2020 Goal for Obesity is 30.6% of adults 20+. Highlighted cells do not meet HP2020 Goal. Overweight is defined as having a BMI of 25-29 and obese is defined as having a BMI of 30 or greater.						
<b>Chronic Health Conditions</b>						
Ever diagnosed with asthma	64,900 15.5	103,100 19.4	84,800 13.7	230,300 19.5	539,300 17.0	
Ever diagnosed with diabetes	53,800 12.9	62,600 11.8	65,000 10.6	181,500 15.4	401,500 12.7	
Ever diagnosed with high blood pressure	135,200 32.5	157,800 30.6	186,900 30.8	449,000 39.1	1,051,100 33.3	
High BP (age adjusted)*	25.6	22.5	24.9	33.52	27.4	
Not taking prescribed BP medication all or nearly all the time	6,300 5.2	6,400 4.7	5,800 3.6	28,000 7.3	46,300 5.2	
Not taking prescribed BP medication all or nearly all the time (age adjusted)*	7.0	6.7	5.8	7.4	6.7	
Healthy People 2020 Goal for adults with hypertension is 26.9% or fewer, and for adults with hypertension taking medication, 69.5% or more. Highlighted cells do not meet HP2020 goal.						

**Notes:**

\*Age adjusted using the direct method and the 2000 U.S. standard million population.

Source: PHMC's 2015 Southeastern Pennsylvania Household Health Survey

**Table 2. Health Insurance and Access to Care for Adults 18+, 2015**

	Service Area	Bucks County	Montgomery County	Philadelphia County	SEPA	
	N	N	N	N	N	
	%	%	%	%	%	
<b>Insurance Status</b>						
Uninsured (18-64)	26,800 8.3	24,600 6.0	23,300 4.9	118,700 12.4	214,200 8.6	
No RX insurance	65,600 16.0	64,200 12.3	67,200 11.0	253,600 21.9	503,100 16.2	
Enrolled in Marketplace plan since 2013	30,100 40.4	29,100 35.0	31,900 32.4	84,000 38.0	198,200 36.3	
Healthy People 2020 Goal for health insurance is 100% of all adults. Highlighted cells do not meet HP2020 goal.						
<b>Access to Care</b>						
No regular source of care	60,600 14.6	54,400 10.3	75,100 12.2	174,400 14.7	400,600 12.7	
<b>In the past year did not...</b>						
Receive health care due to cost	40,600 9.7	51,700 9.8	53,200 8.6	136,100 11.5	323,400 10.2	
Fill a prescription due to cost	59,200 14.2	69,400 13.1	74,400 12.0	179,000 15.1	419,800 13.3	
Healthy People 2020 Goal for adults with no regular source of care is 26.1% Highlighted cells do not meet HP2020 goal.						

Source: PHMC's 2015 Southeastern Pennsylvania Household Health Survey

**Table 3. Personal Health Behaviors of Adults 18+, 2015**

	Service Area	Bucks County	Montgomery County	Philadelphia County	SEPA	
	N %	N %	N %	N %	N %	
<b>Diet and Nutrition</b>						
Fewer than four servings of fruits and vegetables in a typical day	316,300 78.5	391,700 75.8	446,100 73.0	922,800 81.4	2,369,100 77.1	
Ate fast food in the past week	138,600 33.2	166,400 31.4	189,300 30.5	457,300 38.6	1,087,700 34.3	
Cut a meal in the past year due to cost	7,000 5.5	9,300 5.5	7,400 3.7	36,400 11.6	61,500 6.6	

<b>Physical Activity</b>						
Did not exercise in the past month	101,400 24.3	132,300 25.0	124,900 20.2	271,600 23.0	685,400 21.7	
Exercised fewer than 3 days per week	217,200 52.1	271,600 51.3	316,400 51.1	558,500 47.3	1,526,800 48.4	
Comfortable visiting neighborhood outdoor space during the day	326,400 79.5	420,300 81.3	514,200 83.4	849,200 73.1	2,431,800 78.2	

Healthy People 2020 Goal for no leisuretime physical activity is 32.6%. Highlighted cells do not meet HP 2020 Goal.

<b>Cigarette Smoking</b>						
Smokes cigarettes*	75,500 18.8	74,300 16.0	69,800 12.3	263,800 16.0	538,700 15.5	
Tried to quit smoking in past year (among smokers)	47,200 62.6	42,700 57.4	36,700 52.6	160,000 60.7	316,300 58.7	
Used e-cigarettes once or more in past month	27,400 6.6	39,800 7.5	41,300 6.7	86,700 7.3	217,900 6.9	
Someone smokes cigarettes inside home	42,500 10.2	53,600 10.1	49,300 7.9	180,800 15.3	372,100 11.7	

Healthy People 2020 Goal for cigarette smoking is 12%, Goal for smokers trying to quit is 80%, and goal for smokefree homes is 87%. Highlighted cells do not meet HP2020 Goal.

**Notes:**

\*Age adjusted using the direct method and the 2000 U.S. standard million population.

Source: PHMC's 2015 Southeastern Pennsylvania Household Health Survey

**Table 4. Utilization of Services by Adults 18+, 2015**

	Service Area	Bucks County	Montgomery County	Philadelphia County	SEPA	
	N %	N %	N %	N %	N %	
<b>Healthcare Visits</b>						
Did not visit healthcare provider in past year	55,200 13.5	75,900 14.5	75,500 12.3	150,000 13.1	411,000 13.2	
Did not visit dentist in past year	136,600 32.8	157,600 30.0	158,800 25.6	481,100 40.8	1,012,900 32.1	

<b>Health Screenings</b>						
Did not ever have HIV test	233,300 58.1	330,000 65.2	346,100 59.4	443,500 38.6	1,576,200 52.2	
Did not have blood pressure test in past year	38,200 9.2	50,900 9.8	52,600 8.5	119,400 10.2	280,700 8.9	
Did not have colonoscopy in past 10 years (adults 50+)	73,300 31.1	96,100 29.6	105,100 29.1	176,600 29.5	527,400 29.6	
Did not have Pap test in past three years (women 21-65)	24,300 15.2	32,600 15.9	34,200 14.1	69,800 14.4	195,600 15.4	
No Pap test (age adjusted)*	13.7	12.2	12.6	12.7	13.3	
Did not have clinical breast exam in past year (women)	82,300 37.5	94,700 34.6	118,400 35.4	224,100 35.2	593,200 35.2	
Did not have mammogram in past two years (women 50-74)	22,400 21.6	36,400 24.3	25,300 15.6	49,800 17.5	161,700 19.6	
No mammogram (age adjusted)*	21.7	24.5	15.7	17.3	19.5	
Did not have PSA or rectal exam for prostate cancer in past year (men 45+)	60,200 49.8	80,800 50.7	86,600 48.2	162,700 54.8	435,900 49.4	

Healthy People 2020 Goal for cervical cancer screenings is 93%, mammograms is 81.1%. Highlighted cells do not meet HP 2020 Goal.

**Notes:**

\*Age adjusted using the direct method and the 2000 U.S. standard million population.

Source: PHMC's 2015 Southeastern Pennsylvania Household Health Survey

**Table 5. Health Status and Service Needs of Older Adults 60+, 2015**

	Service Area	Bucks County	Montgomery County	Philadelphia County	SEPA	
	N %	N %	N %	N %	N %	
<b>Health Status</b>						
Excellent/Very Good/Good	101,000 78.5	129,500 82.8	155,800 83.2	205,000 70.7	689,900 79.3	
Fair/Poor	27,700 21.5	27,000 17.2	31,400 16.8	85,100 29.3	180,000 20.7	
Fallen in past year	32,500 25.2	36,500 23.3	41,800 22.3	63,500 21.9	191,500 22.0	
<b>Activities of Daily Living</b>						
At least one ADL limitation	17,100 13.3	17,900 11.4	17,300 9.2	46,300 15.9	105,400 12.1	
At least one IADL limitation	32,000 24.9	35,000 22.4	38,000 20.3	88,900 30.6	210,400 24.1	
ADL refers to Activities of Daily Living. IADL refers to Instrumental Activities of Daily Living.						
<b>Mental Health and Social Isolation</b>						
Signs of depression	16,100 13.6	15,700 10.8	11,900 6.7	48,200 18.2	97,400 12.1	
Talks to friends or relatives less than once a week	5,500 4.3	9,000 5.8	11,100 6.0	13,500 4.7	49,000 5.7	
Signs of depression is defined as having four or more depression symptoms on a ten item scale.						
<b>Health Conditions</b>						
Diagnosed with asthma	18,200 14.2	18,000 11.5	19,500 10.4	47,400 16.4	106,600 12.3	
Diagnosed with high blood pressure	71,800 55.8	85,900 54.8	91,600 49.1	191,400 66.1	493,600 56.8	
Diagnosed with diabetes	28,000 21.9	31,700 20.4	33,200 17.8	78,100 27.0	194,400 22.4	
Diagnosed with arthritis (2012)	60,400 55.7	134,500 27.6	153,600 24.6	348,000 29.1	440,100 52.8	
<b>Wishes to Remain in Current Home</b>						
Five years or less	23,400 20.4	28,800 20.3	35,400 20.3	59,900 22.8	162,500 20.4	
More than five years, less than ten	21,200 18.5	26,100 18.4	29,700 17.1	38,200 14.5	124,500 15.6	
Ten or more years	70,300 61.2	87,000 61.3	109,100 62.6	165,000 62.7	508,900 63.9	
<b>Home Care</b>						
Paid for care in the home in past year	11,800 9.2	12,100 7.7	14,400 7.7	26,400 9.1	67,600 7.8	
Needs meal or food programs	3,000 2.5	900 0.6	2,500 1.4	18,200 7.0	25,000 3.1	
Needs transportation services	5,800 5.0	4,500 3.1	7,400 4.2	24,900 10.5	47,300 6.1	

**Notes:**

\*Age adjusted using the direct method and the 2000 U.S. standard million population.

Source: PHMC's 2015 Southeastern Pennsylvania Household Health Survey

**Table 6. Selected Child (Ages 0-17) Health Indicators, 2015**

	Service Area	Bucks County	Montgomery County	Philadelphia County	SEPA	
	N %	N %	N %	N %	N %	
<b>Health Status</b>						
Excellent/Very Good/Good	108,600 96.4	132,300 96.7	166,100 95.6	318,400 93.4	867,600 95.3	
Fair/Poor	4,100 3.6	4,500 3.3	7,700 4.4	22,500 6.6	42,700 4.7	
Diagnosed with asthma	21,700 19.3	21,600 15.8	25,600 14.7	73,500 21.5	167,500 18.4	
<b>Access to Care</b>						
No regular source of care	7,300 6.5	4,000 2.9	6,600 3.8	14,600 4.3	31,800 3.5	
Did not visit dentist in past year	14,900 13.3	19,700 14.4	27,700 16.0	69,500 20.4	161,000 17.7	
Did not receive needed dental care due to cost	3,500 3.1	4,900 3.6	8,000 4.6	16,900 4.9	35,000 3.8	
<b>Body Mass Index (age 6+)</b>						
Overweight	12,900 18.7	16,400 17.4	16,300 14.4	36,900 17.9	93,400 16.2	
Obese	11,800 17.1	13,400 14.2	21,300 18.8	65,700 32.0	123,500 21.4	
Overweight is calculated for children 6-17 years and is defined as scoring in the 85th-94th BMI-for-age percentile. Obese is calculated for children 6-17 years and is defined as scoring in the 95th of greater BMI-for-age percentile.						
<b>Nutrition and Physical Activity</b>						
Fewer than four servings of fruits and vegetables in a typical day	72,200 73.7	91,200 73.8	105,800 69.8	211,200 74.0	579,300 74.0	
Exercised fewer than 3 times per week (age 3+)	23,100 23.3	23,500 19.3	27,400 18.2	53,300 19.0	140,800 18.1	
<b>Early Childhood Education</b>						
Average number of hours/week in ECE setting (age 0-6)	17.3	14.3	14.1	14.4	13.6	

Source: PHMC's 2015 Southeastern Pennsylvania Household Health Survey



## APPENDIX E: SIGNIFICANCE TESTING

### KEY

**NS** = not statistically significant,  
**.05** = statistically significant,  
**.01** = highly statistically significant,  
**.001** = very highly statistically significant.

**Green** = the value for this variable for the service area is significantly better than for the remainder of SEPA

**Red** = the value for this variable for the service area is significantly worse than for the remainder of SEPA

## Comparison of the Holy Redeemer Service area to Remainder of SEPA

### Adults (18-64)

KEY: NS = not statistically significant, .05 = statistically significant, .01 = highly statistically significant, .001 = very highly statistically significant. **Green** = significantly better than remainder of SEPA, **Red** = significantly worse than remainder of SEPA

Health Measure	Significance level
In fair or poor health	NS
Ever diagnosed with high blood pressure	NS
Ever diagnosed with diabetes	NS
Ever diagnosed with asthma	NS
<b>Overweight (age 20+) (BMI percentile = 25 - 29.9)</b>	<b>0.01</b>
Obese (age 20+) (BMI percentile = 30 or higher)	NS
Ever diagnosed with a mental health condition	NS
Receive treatment for a mental health condition	NS
Did not receive care in past year due to cost	NS
Did not fill prescription in past year due to cost	NS
Currently uninsured (ages 18-64)	NS
Looked into buying insurance through healthcare.gov	NS
Difficult to find a plan with affordable monthly premiums	NS
Difficult to find a plan with affordable copays and deductibles	NS
<b>Does not have a regular source of healthcare</b>	<b>0.05</b>
No visits to healthcare provider in past year	NS
No dental visit in past year	NS
Blood pressure not taken in past year	NS
No colonoscopy or sigmoidoscopy in past 10 years (50+)	NS
No pap test in past 3 years (female 21-65)	NS
No breast exam in past year (female)	NS
No mammogram in past 2 years (female 50-74)	NS
No prostate screening in past year (male 45+)	NS
Consumed fast food three or more times in past week	NS
Fewer than 4 servings of fruits and vegetables per day	NS
<b>&lt;3 days with 30 minutes of exercise/week,past month</b>	<b>0.01</b>
Currently smokes cigarettes	NS
Tried to quit smoking in past year	NS
<b>Low social capital</b>	<b>0.01</b>

### Older Adults (60+)

In fair or poor health	NS
Any ADL limitations	NS
Any IADL limitations	NS
Signs of depression ( 4+ symptoms in 10 point scale)	NS

### Children (0-17)

In fair or poor health	NS
Overweight (BMI percentile = 85 – 94.9)	NS
Obese (BMI percentile = 95 or higher)	NS
<b>Has no regular source of healthcare</b>	<b>0.001</b>
Fewer than 4 servings of fruits and vegetables per day	NS
<b>&lt;3 days with 30 minutes of exercise/week,past month</b>	<b>0.01</b>
<b>Examined by dentist in the past year</b>	<b>0.05</b>

## **APPENDIX F: RESOURCE LISTS**



**BUCKS COUNTY ACUTE CARE HOSPITALS****Address**

	<b>Address</b>			
Aria Health Bucks County	380 N Oxford Valley Rd.	Langhorne	PA	19047
Doylestown Hospital	595 West State St	Doylestown	PA	18901
Grand View Health	700 Lawn Ave	Sellersville	PA	18960
Lower Bucks Hospital	501 Bath Road	Bristol	PA	19007
St. Luke's Hospital Quakertown Campus	1021 Park Avenue	Quakertown	PA	18951
St Mary Medical Center	1201 Newtown-Langhorne Rd.	Langhorne	PA	19047

# BUCKS COUNTY RESOURCES

## BUCKS COUNTY HEALTH CLINICS AND OTHER HEALTHCARE PROVIDERS

(\*includes mental health centers, acute care, rehabilitation centers, behavioral health centers, urgent care centers, etc.)

Name	Address	City	State	Zip	Type
Aldie Counseling Center	2291 Cabot Boulevard West	Langhorne	PA	19047	Psych Rehab
American Red Cross Lower Bucks County Homeless Shelter	1909 Veteran's Highway	Levittown	PA	19056	Homeless Shelter
Ann Silverman Community Health Clinic	595 W. State Street	Doylestown	PA	18901	Community Health Center
BARC DEVELOPMENTAL SERVICES	4950 YORK ROAD	HOLICONG	PA	18928	Community Home Services
BCHIP Lower Bucks Clinic	2546B Knights Road	Bensalem	PA	19020	Community Health Center
BCHIP Children's Dental Program	700 Lawn Ave	Sellersville	PA	18960	Dental Care
Bethanna	1030 SECOND STREET PIKE	Southampton	PA	18966	Community Home Services
Bucks County Housing Group, Inc.	2324 Second Street Pike	Wrightstown	PA	18940	Community Home Services
BUCKS COUNTY MENTAL HEALTH CLINIC	1270 NEW RODGERS RD	Bristol	PA	19007	Community Home Services
Bucks County Mental Health/Developmental Programs	600 Louis Drive	Warminster	PA	18974	Community Home Services
CATHOLIC SOCIAL SERVICES	3400 BRISTOL PIKE	Bensalem	PA	19020	Partial Hospitalization/Outpatient
Chandler Hall Health Services, Inc.	99 Barclay Street	Newtown	PA	18940	Partial Hospitalization
St. Mary Children's Health Center	2546 Knights Road	Bensalem	PA	19020	Community Health Center
COMMUNITY OPTIONS	340 EAST MAPLE AVENUE	Langhorne	PA	19047	Partial Hospitalization
Delaware Valley Children's Center	2288 Second Street Pike	Wrighttown	PA	18940	Outpatient
DELTA COMMUNITY SUPPORTS INC	720 JOHNSVILLE BLVD	Warminster	PA	18974	Outpatient
Bucks County Health Department Doylestown Health Office	1282 Almshouse Road	Doylestown	PA	18901	County Health Department
Emergency Health Services	911 Freedom Way	Ivyland	PA	18974	Outpatient
FAMILY SERVICE ASSOCIATION OF BUCKS COUNTY	312 WEST BROAD STREET	Quakertown	PA	18951	Outpatient
<i>PUBLIC HEALTH MANAGEMENT CORPORATION, COMMUNITY HEALTH DATA BASE</i>					
FAMILY SERVICE ASSOCIATION OF BUCKS COUNTY	708 SHADY RETREAT RD	Doylestown	PA	18901	Outpatient

## BUCKS COUNTY RESOURCES

FAMILY SERVICE ASSOCIATION OF BUCKS COUNTY	4 CORNERSTONE DRIVE	Langhorne	PA	19047	Outpatient
FOUNDATIONS BEHAVIORAL HEALTH SYSTEM	833 EAST BUTLER AVENUE	Doylestown	PA	19801	Outpatient
HealthLink Medical Center	1775 Street Road	Southampton	PA	18966	Community Health Center
Ivyland Counseling Center	1210 Old York Road	Warminster	PA	18974	Outpatient
LENAPE VALLEY FOUNDATION	500 N WEST STREET	Doylestown	PA	18901	Outpatient
Bucks County Health Department Levittown Office	7321 New Falls Road	Levittown	PA	19055	County Health Department
Libertae Halfway House	5245 Bensalem Boulevard	Bensalem	PA	19020	
LIFEPATH INC	3500 HIGHPOINT BLVD	Bethlehem	PA	18017	
LIVE WELL SERVICES INC	203 FLORAL VALE BOULEVARD	Yardley	PA	19067	
LIVENGRIN FOUNDATION	4833 HULMEVILLE ROAD	Bensalem	PA	19020	
MATERNAL CHILD CONSORTIUM INC	800 CLARMONT AVENUE	Bensalem	PA	19020	
Mother Bachman Maternity Center	2560 Knights Road	Bensalem	PA	19020	
NEW LIFE OF COMMUNITY HEALTH SERVICES INC	3103 HULMEVILLE ROAD	Bensalem	PA	19020	
NEW VITAE INC	16 18 SOUTH MAIN STREET	Quakertown	PA	18951	
NHS BUCKS COUNTY	2260 CABOT BLVD W	Langhorne	PA	19047	
NHS Human Services	600 Louis Drive	Warminster	PA	18974	
No Longer Bound, Inc.	1230 Norton Ave	Bristol	PA	19007	
PAN AMERICAN MENTAL HEALTH SERVICES INC	ONE NORTH WILSON AVENUE	Bristol	PA	19007	
Penn Foundation Behavioral Health Services & Recovery Center	807 LAWN AVENUE	Sellersville	PA	18960	
PENNDDEL MENTAL HEALTH CENTER INC	1517 DURHAM ROAD	Penndel	PA	19047	
PHILADELPHIA MENTAL HEALTH CLINIC	2288 SECOND ST PIKE	Newtown	PA	18940	
Project Transition	1700 Street Road	Warrington	PA	18976	

## BUCKS COUNTY RESOURCES

Pyramid Healthcare Quakertown	2705 Old Bethlehem Pike	Quakertown	PA	18951	
Bucks County Health Department Quakertown Office	261 California Road	Quakertown	PA	18951	County Health Department
REACH INTENSIVE PSYCHIATRIC REHABILITATION PROGRAM	712 LAWN AVENUE	Sellersville	PA	18960	
Reach Out Foundation of Bucks County: Dual Diagnosis	152 Monroe Street	Penndel	PA	19047	
SHARED SUPPORT INC	258 W ASHLAND STREET	Doylestown	PA	18901	
Southern Bucks Recovery Community Center	Bristol Office Center	Bristol	PA	19007	
St Mary Children's Health Center	2546 Knights Rd.	Bensalem	PA	19020	
THE LIGHT PROGRAM INC	711 HYDE PARK	Doylestown	PA	18901	
Today, Inc.	1990 North Woodbourne Road	Newtown	PA	18940	
Today, Inc.: Prevention Services	3103 Hulmeville Road	Bensalem	PA	19020	
BCHIP Volunteer Doctors Care Upper Bucks Clinic	261 California Road	Quakertown	PA	18951	
WELLSPRING CLUBHOUSE	700 SOUTH MAIN STREET	Sellersville	PA	18960	
Women's Recovery Community Center	25 Beulah Road	New Britain	PA	18901	
WOODS SERVICES INC	RTS 213 & 413	Langhorne	PA	19047	



## BUCKS COUNTY RESOURCES

### BUCKS COUNTY COMMUNITY CENTERS AND SERVICE ORGANIZATIONS

(\*includes: senior centers, family resource centers, homeless shelters, community/rec centers, YMCAs/YWCAs, etc.)

Name	Address	City	State	Zip	Type
Benjamin H. Wilson Senior Center	580 Delmont Ave.	Warminster	PA	18974	Senior Center
Bensalem Senior Citizens Center	1850 Byberry Road	Bensalem	PA	19020	Senior Center
Boy Scouts of America	1 Scout Way	Doylestown	PA	18901	Youth Services
Bristol Township Senior Center	PO Box 1078	Levittown	PA	19058	Senior Center
BUCKS COUNTY CHILDREN AND YOUTH SOCIAL SERVICES AGENCY	4259 WEST SWAMP RD	Doylestown	PA	18902	Social Service Agency
Bucks County Housing Group, Inc.	2324 Second Street Pike	Wrightstown	PA	18940	Homeless Shelter
Bucks County Homeless Shelter	7301 New Falls Road	Levittown	PA	19055	Homeless Shelter
Central Bucks Family YMCA	2500 Lower St Road	Doylestown	PA	18901	YMCA/YWCA
Central Bucks Senior Center	700 Shady Retreat Rd.	Doylestown	PA	18901	Senior Center
Child Home & Community	144 Wood Street	Doylestown	PA	18901	Social Service Agency
Eastern Upper Bucks Seniors, Inc.	8040 Easton Road	Ottsville	PA	18942	Senior Center
Falls Township Senior Center at St. Mary Children's Health Center	282 Trenton Road	Fairless Hills	PA	19030	Senior Center
Family Resource Center	2546 Knights Road	Bensalem	PA	19020	Family Center
Indian Valley Boys & Girls	115 Washington Ave	Souderton	PA	18964	Youth Services
Kelly Family Center	Canal's End Plaza	Bristol	PA	19007	Family Center
Kelly Family Center	4 Cornerstone Drive	Langhorne	PA	19047	Family Center
Lower Bucks Senior Activity Center	Wood and Mulberry Sts.	Bristol	PA	19007	Senior Center

## BUCKS COUNTY RESOURCES

Lower Bucks/Fairless Hills Family YMCA	601 S Oxford Valley Rd	Fairless Hills	PA	19030	YMCA/YWCA
Middletown Senior Citizens Center	2142 Trenton Rd.	Levittown	PA	19056	Senior Center
Morrisville Senior Service Center	31 E. Cleveland Ave.	Morrisville	PA	19067	Senior Center
Morrisville YMCA Child Care	200 North Pennsylvania Avenue	Morrisville	PA	19067	YMCA/YWCA
Neshaminy Senior Citizens Center	1842 Brownsville Rd.	Trevose	PA	19053	Senior Center
North Penn Valley Boys & Girls	16 Susquehanna Ave	Lansdale	PA	19446	Youth Services
Northampton Township Senior Center	165 Township Road	Richboro	PA	18954	Senior Center
NORTHWESTERN HUMAN SERVICES OF BUCKS COUNTY	600 LOUIS DRIVE	Warminster	PA	18974	Social Service Agency
Pennridge Senior Center	146 E. Main St.	Silverdale	PA	18962	Senior Center
The Salvation Army	215 Appletree Drive	Levittown	PA	19058	Social Service Agency
The Wellness Center	555 S. Oxford Valley Road	Fairless Hills	PA	19030	YMCA/YWCA
Tri-Hampton YMCA	190 Sycamore St	Newtown	PA	18940	YMCA/YWCA
Upper Bucks County YMCA	401 Fairview Ave	Quakertown	PA	18951	YMCA/YWCA
Upper Bucks Senior Citizens Center	2183 Milford Square Pike	Milford	PA	18337	Senior Center
Valley Youth House	800 N York Rd	Warminster	PA	18974	Homeless Shelter
YWCA Bucks Landing Family Center	120 E. Street Road	Warminster	PA	18974	Family Center
YWCA Bucks Meadow Family Center	3131 Knights Road	Bensalem	PA	19020	Family Center
YWCA Country Commons Family Center	3338 Richlieu Road	Bensalem	PA	19020	Family Center
YWCA Creekside Family Center	2500 Knights Road	Bensalem	PA	19020	Family Center

## BUCKS COUNTY RESOURCES

YWCA Glen Hollow Community Room	1100 Newportville Road	Croydon	PA	19021	YMCA/YWCA
YWCA Program Outreach Center	2425 Trevoise Road	Trevoise	PA	19053	YMCA/YWCA

**BUCKS COUNTY FOOD DISTRIBUTION (\*includes: Chain Supermarkets, Food Pantries, Farmers Markets/Produce Stands, etc.)**

Name	Address				Type
Acme	28 West Rd	Newtown	PA	18940	Chain Supermarket
Acme	2301 Pasqualone Blvd	Bensalem	PA	19020	Chain Supermarket
Acme	1336 Bristol Pike	Cornwell Heights	PA	19020	Chain Supermarket
Acme	105 East Street Road	Feasterville Trevoise	PA	19053	Chain Supermarket
Acme	6800 New Falls Road	Levittown	PA	19057	Chain Supermarket
Acme	545 West Trenton Ave	Morrisville	PA	19067	Chain Supermarket
Acme	480 N Main St	Doylestown	PA	18901	Chain Supermarket
Acme	2301 Pasqualone Blvd	Bensalem	PA	19020	Chain Supermarket
Acme	505 West Butler Avenue	Chalfont	PA	18914	Chain Supermarket
Acme	105 East Street Road	Feasterville Trevoise	PA	19053	Chain Supermarket
Acme	6800 New Falls Road	Levittown	PA	19057	Chain Supermarket
Acme	545 West Trenton Ave	Morrisville	PA	19067	Chain Supermarket
Acme	48 West Road	Newtown	PA	18940	Chain Supermarket
Acme	808 East Street Road	Warminster	PA	18974	Chain Supermarket

## BUCKS COUNTY RESOURCES

Active Acres Farms	429 Stoopville Road	Newtown	PA	18940	Farmers Market/Produce Stand
AMISH BRISTOL MARKET	498 GREEN LANE	Bristol	PA	19007	Farmers Market/Produce Stand
Bedminster Orchard	1024 Kellers Church Road	Perkasie	PA	18944	Farmers Market/Produce Stand
BENSALEM WIC CLINIC	ST. MARY CHILDRENS CENTER	Bensalem	PA	19020	WIC Center
BJs Wholesale Club	616 N. West End Blvd.	Quakertown	PA	18951	Chain Supermarket
BJs Wholesale Club	200 Easton Road	Warrington	PA	18976	Chain Supermarket
BJs Wholesale Club	350 Commerce Blvd.	Fairless Hills	PA	19030	Chain Supermarket
Bolton Farm Market	1005 Main Street	Silverdale	PA	18962	Farmers Market/Produce Stand
Bottom Dollar Food	2134 Street Road	Bensalem	PA	19020	Chain Supermarket
Bottom Dollar Food	11 Bellevue Avenue	Penndel	PA	19047	Chain Supermarket
Bottom Dollar Food	371 West Broad Street	Quakertown	PA	18951	Chain Supermarket
Bottom Dollar Food	23 Bustleton Pike	Feasterville-Treose	PA	19053	Chain Supermarket
Bristol Amish Market LLC	498 Green Lane	Bristol	PA	19007	Farmers Market/Produce Stand
Bristol Borough Community Action Group, Inc.	99 Wood Street	Bristol	PA	19007	Food Pantry
Brumbaugh's Farm	2575 County Line Road	Telford	PA	18969	Farmers Market/Produce Stand
Cares Cupboard	152 Monroe Avenue	Penndel	PA	19047	Food Pantry
Charlann Farms FS	586 Stony Hill Rd	Yardley	PA	19067	Farmers Market/Produce Stand
Coordinating Council of Health and Welfare	73 Downey Drive	Warminster	PA	18974	Food Pantry
Costco	100 Veterans Way	Warminster	PA	18974	Chain Supermarket
Country Commons Family Center Food Pantry	3338 Richlieu Rd	Bensalem	PA	19020	Food Pantry
Deep Well Farm	1400 Fennel Road	Pennsburg	PA	18073	Farmers Market/Produce Stand

## BUCKS COUNTY RESOURCES

Deere Acres	2165 Trumbauersville Road	Quakertown	PA	18951	Farmers Market/Produce Stand
Derstine's Food Distributor	3245 State Rd	Sellersville	PA	18960	Food Distributor
Doylestown FM	West State Street & Hamilton Avenue	Doylestown	PA	18901	Farmers Market/Produce Stand
Doylestown Food Pantry	470 Old Dublin Pike	Doylestown	PA	18901	Food Pantry
DOYLESTOWN WIC CLINIC	BUCKS COUNTY HEALTH DEPARTMENT	Doylestown	PA	18901	WIC Center
Eastburn Farm	1085 Durham Road	Pineville	PA	18946	Farmers Market/Produce Stand
Emergency Relief Association of Lower Bucks	United Christian Church	Levittown	PA	19054	Food Pantry
Fairless Hills Produce Center	636 Lincoln Highway	Fairless Hills	PA	19030	Farmers Market/Produce Stand
Family Service Association of Bucks County	4 Cornerstone Dr.	Langhorne	PA	19047	Food Pantry
Field Karen & Mike	97 Styer's Lane	Langhorne	PA	19047	Farmers Market/Produce Stand
Genuardi's	73 Old Dublin Pike	Doylestown	PA	18901	Chain Supermarket
Genuardi's	2890 S Eagle Rd	Newtown	PA	18940	Chain Supermarket
Genuardi's	2200 Neshaminy Blvd	Bensalem	PA	19020	Chain Supermarket
Genuardi's	168 N Flowers Mill Rd	Langhorne	PA	19047	
Genuardi's	2395 York Rd	Jamison	PA	18929	Chain Supermarket
GIANT Food Stores	200 Town Ctr	Doylestown	PA	18901	Chain Supermarket
GIANT Food Stores	4357 W Swamp Rd	Doylestown	PA	18902	Chain Supermarket
GIANT Food Stores	471 Oxford Valley Rd	Fairless Hills	PA	19030	Chain Supermarket
GIANT Food Stores	4001 New Falls Rd	Levittown	PA	19056	Chain Supermarket
GIANT Food Stores	1465 W Broad St	Quakertown	PA	18951	Chain Supermarket
GIANT Food Stores	2721 Street Rd	Bensalem	PA	19020	Chain Supermarket

## BUCKS COUNTY RESOURCES

GIANT Food Stores	901 S West End Blvd	Quakertown	PA	18951	Chain Supermarket
GIANT Food Stores	3 Doublewoods Rd	Langhorne	PA	19047	Chain Supermarket
GIANT Food Stores	1055 Bustleton Pike	Feasterville	PA	19053	Chain Supermarket
GIANT Food Stores	250 Doublewoods Rd	Newtown	PA	18940	Chain Supermarket
GIANT Food Stores	466 Second Street Pike	Southampton	PA	18966	Chain Supermarket
GIANT Food Stores	6542 Logan Square	New Hope	PA	18938	Chain Supermarket
GIANT Food Stores	4275 County Line Rd	Chalfont	PA	18914	Chain Supermarket
GIANT Food Stores	720 West Street Rd	Warminster	PA	18974	Chain Supermarket
GIANT Food Stores	5858 Easton Rd	Plumsteadville	PA	18949	Chain Supermarket
GIANT Food Stores	389 Easton Rd	Warrington	PA	18976	Chain Supermarket
GIANT Food Stores	2395 York Rd	Jamison	PA	18929	Chain Supermarket
GIANT Food Stores	1153 N 5th St	Perkasie	PA	18944	Chain Supermarket
Greater Works Food Pantry	5918 Hulmeville Road	Bensalem	PA	19020	Food Pantry
Heaven's Bounty Quakertown,PA18951	Quakertown Church of the Brethren	Quakertown	PA	18951	Food Pantry
Hellerick's Family Farm	5500 Easton Road	Doylestown	PA	2E+05	Farmers Market/Produce Stand
Indian Valley Farmers Market	Main Street and Penn Avenue	Telford	PA	18969	Farmers Market/Produce Stand
Jesus Focus Ministry	1150 Bristol Road	Southampton	PA	18966	Food Pantry
JP Kocsis Grocery	1810 Gallows Hill Rd	Kintnersville	PA	18930	Chain Supermarket
Keystone Opportunity Center	104 Main Street	Souderton	PA	18964	Food Pantry
Langhorne FM	E Richardson Ave	Langhorne	PA	19047	Farmers Market/Produce Stand
Lapinski Farm	1003 Middle Road	Dublin	PA	18917	Farmers Market/Produce Stand

## BUCKS COUNTY RESOURCES

LEVITTOWN WIC CLINIC	GOVERNMENT SERVICES CENTER	Levittown	PA	19055	WIC Center
Loaves and Fishes Pantry	First United Methodist Church	Fairless Hills	PA	19030	Food Pantry
Manoff Market Gardens	3157 Comfort Road	Solebury	PA	18963	Farmers Market/Produce Stand
Mary's Cupboard	100 Levittown Parkway	Levittown	PA	19054	Food Pantry
Maximucks Farm Market	5793 Long Lane Road	Doylestown	PA	18902	Farmers Market/Produce Stand
Mccardles Holiday Farm	4316 Mechanicsville Road	Mechanicsville	PA	18934	Farmers Market/Produce Stand
Milford Square Shelter	2155 Milford Square Pike	Milford	PA	18935	Food Pantry
MILK HOUSE FARM	1118 SLACK RD	Newtown	PA	18940	Farmers Market/Produce Stand
Morrisville Presbyterian Church	771 N. Pennsylvania Avenue	Morrisville	PA	19067	Food Pantry
Myerov Family Farm	306 Elephant Rd	Perkasie	PA	18944	Farmers Market/Produce Stand
New Britain Baptist Church Food Larder	Route 202 & Tamanend Avenue	New Britain	PA	18901	Food Pantry
New Hope FM	182 W Bridge St	New Hope	PA	18938	Farmers Market/Produce Stand
No Longer Bound Bristol	5723 Watson & Norton Ave.	Bristol	PA	19007	Food Pantry
None Such Farm Market	4458 York Road	Buckingham	PA	18912	Farmers Market/Produce Stand
OTTSVILLE FM	8230 EASTON RD	Ottsville	PA	18942	Farmers Market/Produce Stand
Pathmark	500 Lincoln Hwy	Fairless Hills	PA	19030	
Penn Vermont Fruit Farm	831 Rolling Hills Road	Bedminster	PA	18910	Farmers Market/Produce Stand
Penn View Farm	1433 Broad Street	Perkasie	PA	18944	Farmers Market/Produce Stand
Penndel Food Pantry	349 Durham Road	Penndel	PA	19047	Food Pantry
Penndel Food Pantry	349 Durham Road	Penndel	PA	19047	Food Pantry
Penndel Food Pantry	349 Durham Road	Penndel	PA	19047	Food Pantry
Penndel Food Pantry	349 Durham Road	Penndel	PA	19047	Food Pantry
Penndel Food Pantry	349 Durham Road	Penndel	PA	19047	Food Pantry
Penndel Food Pantry	349 Durham Road	Penndel	PA	19047	Food Pantry
Penndel Food Pantry	349 Durham Road	Penndel	PA	19047	Food Pantry
Penndel Food Pantry	349 Durham Road	Penndel	PA	19047	Food Pantry
PERKASIE FARMERS MARKET	7TH & MARKET ST	Perkasie	PA	18944	Farmers Market/Produce Stand

## BUCKS COUNTY RESOURCES

Playwicki Farm Farmers Market	2350 Bridgetown Pike	Feasterville	PA	19053	Farmers Market/Produce Stand
Plumsteadville Grange Farm Market	5901 Route 611, Easton Road	Plumsteadville	PA	18947	Farmers Market/Produce Stand
Produce Connection	851 New Rodgers Road	Bristol	PA	19007	Farmers Market/Produce Stand
Quakertown Farmers Market	201 Station Road	Quakertown	PA	18951	Farmers Market/Produce Stand
Quakertown Food Pantry	50 North 4th Street	Quakertown	PA	18951	Food Pantry
QUAKERTOWN WIC CLINIC	GOVERNMENT SERVICES CENTER	Quakertown	PA	18951	WIC Center
Richboro Shop N Bag	1023 2nd St Pike	Richboro	PA	18954	Chain Supermarket
Save-A-Lot	1625 Haines Rd	Levittown	PA	19055	
Save-A-Lot	1851 St Road	Bensalem	PA	19020	
ShopRite	2200 Bristol Road	Bensalem	PA	19020	
ShopRite	2200 Neshaminy Blvd	Bensalem	PA	19020	
ShopRite	547 S Oxford Valley Rd	Fairless Hills	PA	19030	
ShopRite	942 W St Road	Warminster	PA	18974	
Snipes Farm	890 West Bridge Street	Morrisville	PA	19067	Farmers Market/Produce Stand
Snipes Farm & Education Center	890 West Bridge Street	Morrisville	PA	19067	Farmers Market/Produce Stand
Solebury Orchards	3325 Creamery Road	New Hope	PA	18938	Farmers Market/Produce Stand
Solly Brothers	707 Almshouse Rd	Ivyland	PA	18974	Farmers Market/Produce Stand
Soulfull Blessings Bristol	Second Baptist Church of Bristol	Bristol	PA	19007	Food Pantry
Styer Orchard Inc	97 Styers Lane	Langhorne	PA	19047	Farmers Market/Produce Stand
SUELKE ROADSTANDSUELKE'S ROADSTAND	1912 OLD ROUTE 309	SELLERSVILLE	PA	18960	Farmers Market/Produce Stand
Sunflower Kings Farm	1455 Benner School Road	Trumbauersville	PA	18970	Farmers Market/Produce Stand



## BUCKS COUNTY RESOURCES

Sunflower King's Farm	State & Hamilton St	Doylestown	PA	18901	Farmers Market/Produce Stand
Superfresh	323 West Bridge St.	New Hope	PA	18938	Chain Supermarket
Superfresh	1601 Big Oak Rd	Yardley	PA	19067	
Superfresh	800 2nd Street	Richboro	PA	18954	Chain Supermarket
Superfresh	332 W Bridge St	New Hope	PA	18938	Chain Supermarket
Tabora Farm and Orchard	1104 Upper Stump Road	Chalfont	PA	18914	Farmers Market/Produce Stand
The Lord's Pantry	4050 Durham Road	Ottsville	PA	18942	Food Pantry
The Market at DelVal College	2100 Lower State Road	Doylestown	PA	18901	Farmers Market/Produce Stand
The Market At Styer Orchards	1121 Woodbourne Road	Langhorne	PA	19047	Farmers Market/Produce Stand
Thorpe Farmstand And Garden Center	371 Stoneybrook Road	Newtown	PA	18940	Farmers Market/Produce Stand
Tifereth Israel Food Pantry	2909 Bristol Rd.	Bensalem	PA	19020	Food Pantry
Traugers FM	335 Island Rd	Kintnersville	PA	18930	Farmers Market/Produce Stand
WARMINSTER WIC CLINIC	BUCKS COUNTY DEPT OF HEALTH	Warminster	PA	18974	WIC Center
Wegman's	1405 Main St,	Warrington	PA	18976	Chain Supermarket
Wildemore Farm	977 Upper Stump Road	Chalfont	PA	18914	Farmers Market/Produce Stand
Winding Brook Farm LLC	3014 Bristol Road	Warrington	PA	18976	Farmers Market/Produce Stand
WINDY SPRINGS FARM	RT 663	Milford Square	PA	18935	Farmers Market/Produce Stand
Wrightstown FM	2203 Second St Pike	Wrightstown	PA	18940	Farmers Market/Produce Stand

## BUCKS COUNTY RESOURCES

BUCKS COUNTY PHARMACIES	Address			
Alltown Pharmacy	1137 Bustleton Pike	Feasterville-Treose	PA	19053
Belmont Pharmacy	3571 Hulmeville Road	Bensalem	PA	19020
Bensalem Pharmacy	2112 Street Rd	Bensalem	PA	19020
Bristol Borough Pharmacy	1020 Bristol Pike	Bristol	PA	19007
Budget Drug Store	1137 Bustleton Pike	Feasterville-Treose	PA	19053
Burns Pharmacy	82 N Pennsylvania Ave	Morrisville	PA	19067
Cane & Able Inc	169 W Lincoln Hwy	Langhorne	PA	19047
Contract Pharmacy Service	125 Titus Ave	Warrington	PA	18976
CVS	160 S Main St	Doylestown	PA	18901
CVS	1456 Ferry Road	Doylestown	PA	18901
CVS	4361 Swamp Road	Doylestown	PA	18901
CVS	298 W Butler Ave	Chalfont	PA	18914
CVS	200 S Lincoln Ave	Newtown	PA	18940
CVS	755 Durham Rd	Newtown	PA	18940
CVS	8310 Easton Road	Ottsville	PA	18942
CVS	7 York Rd	Warminster	PA	18974
CVS	455 W Street Road	Warminster	PA	18974
CVS	2193 York Road	Jamison	PA	18929
CVS	2250 Bristol Road	Bensalem	PA	19020

## BUCKS COUNTY RESOURCES

CVS	3811 Neshaminy Blvd	Cornwall Heights	PA	19020
CVS	901 Bristol Pike	Croydon	PA	19021
CVS	298 E Street Rd	Feasterville	PA	19053
CVS	590 W Trenton Ave	Morrisville	PA	19067
CVS	101 Oxford Valley Rd	Woodside	PA	19067
CVS	3943 Hulmeville Road	Bensalem	PA	19020
CVS	1862 West Maple Ave	Langhorne	PA	19047
CVS	4214 Woodbourne Road	Levittown	PA	19055
CVS	302 West Bridge Street	New Hope	PA	18938
CVS	402 Route 313	Perkasie	PA	18944
CVS	1201 N. Fifth Street	Perkasie	PA	18944
CVS	1034 Second Street	Richboro	PA	18954
CVS	16 East Afton Avenue	Yardley	PA	19067
CVS	1675 Langhorne-Yardley Road	Yardley	PA	19067
Drugstore-Direct Inc	171 Rittenhouse Cir	Bristol	PA	19007
Family 1 Pharmacy	4005 Veterans Hwy	Levittown	PA	19056
Grand Plaza Pharmacy	965 Bristol Pike	Bensalem	PA	19020
Harris Pharmacy & Home Health	511 East Street	Doylestown	PA	18901
Heritage Pharmacy	1091 General Knox Rd	Washington Crossing	PA	18977
Horsham Square Pharmacy	30000 Anns Choice Way	Warminster	PA	18974
Knights Road Pharmacy	2788 Knights Road	Bensalem	PA	19020

## BUCKS COUNTY RESOURCES

Langhorne Pharmacy	172 N Pine St	Langhorne	PA 19047
Makefield Town Pharmacy	99 Makefield Rd	Yardley	PA 19067
Mat's Pharmacy	701 Bristol Pike	Croydon	PA 19021
Max-Well Pharmacy Services	375 W St Road	Warminster	PA 18974
Medical Plaza Pharmacy	240 Middletown Blvd	Langhorne	PA 19047
Medicine Shoppe	95 York Road	Warminster	PA 18974
Mill Street Pharmacy	416 Mill St	Bristol	PA 19907
Neshaminy Pharmacy	5417 Neshaminy Blvd	Bensalem	PA 19020
New-Care Pharmacy	711 Bustleton Pike	Feasterville-Trevose	PA 19053
Nu-Way Pharmacy	1627 Haines Rd	Levittown	PA 19055
Giant Pharmacy Department	4001 New Falls Rd	Levittown	PA 19056
Riccio Family Pharmacy	2217 Bristol Pike	Bensalem	PA 19020
Rite Aid	472 N Main St	Doylestown	PA 18901
Rite Aid	306 Town Ctr	New Britain	PA 18901
Rite Aid	1745 S Easton Rd	Doylestown	PA 18901
Rite Aid	5176 Cold Springs Creamery Rd	Doylestown	PA 18902
Rite Aid	6542 H Logan Square	New Hope	PA 18938
Rite Aid	5835 Easton Rd	Plumsteadville	PA 18949
Rite Aid	6542 H Logan Square	New Hope	PA 18938
Rite Aid	345 W Broad Street	Quakertown	PA 18951
Rite Aid	1465-15 W Broad St	Quakertown	PA 18951

## BUCKS COUNTY RESOURCES

Rite Aid	1080 S West End Blvd	Quakertown	PA	18951
Rite Aid	410 2nd Street Pke	Village Shires	PA	18966
Rite Aid	599 York Rd	Warminster Heights	PA	18974
Rite Aid	452 Pond St	Bristol	PA	19007
Rite Aid	244 Commerce Circle	Bristol	PA	19007
Rite Aid	600 Lincoln Highway	Fairless Hills	PA	19030
Rite Aid	1 Summit Square	Langhorne	PA	19047
Rite Aid	96 N Flowers Mill Rd	Langhorne	PA	19047
Rite Aid	1852 Brownsville Rd	Trevose	PA	19053
Rite Aid	8716 New Falls Rd	Levittown	PA	19054
Rite Aid	4537 New Falls Rd	Levittown	PA	19056
Rite Aid	833 W Trenton Ave	Morrisville	PA	19067
Rite Aid	657 Heacock Rd	Yardley	PA	19067
Rite Aid	696 Stony Hill Rd	Yardley	PA	19067
Rite Aid	6912 New Falls Road	Levittown	PA	19057
Rite Aid	1 Ice Cream Alley	Newtown	PA	18940
Rite Aid	519 Constitution Ave	Perkasie	PA	18944
Rite Aid	1465-15 W Broad St	Quakertown	PA	18951
Rite Aid	800 Bustleton Pike	Richboro	PA	18954
Rite Aid	1039 2nd St Pike	Richboro	PA	18954
Sellersville Pharmacy	218 S Main St	Sellersville	PA	18960

## BUCKS COUNTY RESOURCES

Street Road Pharmacy	3532 Street Rd	Bensalem	PA	19020
Transition Pharmacy	4 Neshaminy Interplex Dr	Feasterville-Treose	PA	19053
Village Shires Pharmacy	1464 Buck Rd	Holland	PA	18966
VIP Pharmacy	516 S. Oxford Valley Rd	Fairless Hills	PA	19030
Walgreens	2319 York Road	Jamison	PA	18929
Walgreens	690 2nd Street Pike	Village Shires	PA	18966
Walgreens	10 York Road	Warminster	PA	18974
Walgreens	2435 Street Rd	Cornwall Heights	PA	19020
Walgreens	2 E Street Rd	Feasterville	PA	19053
Walgreens	8500 New Falls Rd	Levittown	PA	19054
Walgreens	5200 New Falls Rd	Levittown	PA	19056
Walgreens	1211 Oxford Valley Rd	Levittown	PA	19057
Whitman Pharmacy	4950 York Road	Doylestown	PA	18902
Village Compounding Pharmacy	1428 Easton Road	Warrington	PA	18976
Windsor Pharmacy	1508 Haines Rd	Levittown	PA	19055
Yorke Pharmacy	5524 New Falls Rd	Levittown	PA	19056
Lifestream Pharmacy	847 Easton Road	Warrington	PA	18976
Weis Pharmacy	73 Old Dublin Pike	Doylestown	PA	18901
ShopRite Pharmacy	942 W Street Rd	Warminster	PA	18974
Wegmans Pharmacy	1405 N Main Street	Warrington	PA	18976
Kmart Pharmacy	176 W St Rd	Feasterville-Treose	PA	19053

## BUCKS COUNTY RESOURCES

Giant Pharmacy Department	471 S Oxford Valley Rd	Fairless Hills	PA	19030
Oxford Valley Pharmacy	403 S Oxford Valley Rd	Fairless Hills	PA	19030
Target Pharmacy	2331 E Lincoln Hwy	Langhorne	PA	19047
Target Pharmacy	401 Easton Rd	Warrington	PA	18976
Target Pharmacy	800 Rockhill Dr	Bensalem	PA	19020
Target Pharmacy	610 N West End Blvd	Quakertown	PA	18951
Acme Sav-On Pharmacy	1336 Bristol Pike	Bensalem	PA	19020
Acme Sav-On Pharmacy	2301 Pasqualone Blvd	Bensalem	PA	19020
Acme Sav-On Pharmacy	480 N Main Street	Doylestown	PA	18901
Acme Sav-On Pharmacy	105 E Street	Feasterville	PA	19053
Acme Sav-On Pharmacy	505 W Butler Ave	Chalfont	PA	18914
Acme Sav-On Pharmacy	808 E Street Rd	Feasterville-Trevose	PA	19053
Walmart Pharmacy	100 E Street Rd	Warminster	PA	18974
Walmart Pharmacy	3461 Horizon Blvd	Bensalem	PA	19020

**MONTGOMERY COUNTY HOSPITALS**

<b>Name</b>	<b>Address</b>			
Abington Memorial Hospital	1200 Old York Road	Abington	PA	19001
Lansdale Hospital	100 Medical Campus Dr.	Lansdale	PA	19446
Eagleville Hospital	100 Eagleville Road	Eagleville	PA	19403
Holy Redeemer Hospital and Medical Center	1648 HUNTINGDON PIKE	Meadowbrook	PA	19046
Lankenau Hospital	100 LANCASTER AVE	Wynnewood	PA	19096
Mercy Suburban Hospital	2701 DEKALB PIKE	Norristown	PA	19401
Pottstown Memorial Medical Center	1600 EAST HIGH STREET & ARMAND HAMMER BLVD	Pottstown	PA	19464
Valley Forge Medical Center And Hospital	1033 W GERMANTOWN PIKE	Norristown	PA	19401
Einstein Medical Center Montgomery	559 West Germantown Pike	East Norriton	PA	19403
Bryn Mawr Hospital	130 South Bryn Mawr Avenue	Bryn Mawr	PA	19010
Moss Rehabilitation Hospital		Elkins Park	PA	
Chestnut Hill Rehabilitation Hospital		Glenside	PA	



MONTGOMERY COUNTY RESOURCES

**MONTGOMERY COUNTY HEALTH AND BEHAVIORAL HEALTH CENTERS**

(\*includes: mental health centers, acute care, rehabilitation centers, behavioral health centers, urgent care centers, etc.)

<b>Name</b>	<b>Address</b>					<b>Type</b>
Community Health and Dental Care	11 Robinson St.	Pottstown	PA	19646		Community Health Clinic
Willow Grove Public Health Center	102 York Road	Willow Grove	PA	19090		Community Health Clinic
Norristown Public Health Center	1430 DeKalb Street	Norristown	PA	19401		Community Health Clinic
Pottstown Public Health Center	364 King Street	Pottstown	PA	19464		Community Health Clinic
North Hills Health Center	212 Girard Ave	Glenside	PA	19038		Community Health Clinic
VNA Community Services	1421 Highland Ave	Abington	PA	19001		Visiting nurse
VNA Community Services	1109 DeKalb Street	Norristown	PA	19401		Visiting nurse
Nurse Family Partnership	1430 DeKalb Street	Norristown	PA	19401		Community Health Clinic
Norristown Regional Health Center	133 West Main Street	Norristown	PA	19401		Community Health Clinic
Valley Forge Urgent Care	2521 West Main Street	Norristown	PA	19403		Urgent Care Center
Planned Parenthood Norristown Health Center	1221 Powell Street	Norristown	PA	19401		Community Health Clinic
Planned Parenthood Pottstown Health Center	644 High Street	Pottstown	PA	19636		Community Health Clinic
Planned Parenthood Collegeville Health Center	78 Second Avenue	Collegeville	PA	19426		Community Health Clinic
Montgomery County Mental Health	1430 DeKalb Street	Norristown	PA	19401		Mental Health Services
Central Montgomery MH/MR Center	1201 DeKalb Street	Norristown	PA	19401		Substance Abuse Services
Children's Aid Society: Women's Services	1314 DeKalb Street	Norristown	PA	19401		Substance Abuse Services
Resources for Human Development Family House	901 DeKalb Street	Norristown	PA	19401		Substance Abuse Services

## MONTGOMERY COUNTY RESOURCES

Gaudenzia Central Montgomery County	55 E. Marshall Street	Norristown	PA	19401	Substance Abuse Services
Montgomery County Methadone Center	316 DeKalb Street	Norristown	PA	19401	Substance Abuse Services
Mental Health Association	700 E. Main Street	Norristown	PA	19401	Mental Health and Substance Abuse Services
Mental Health Association	538 DeKalb Street	Norristown	PA	19401	Mental Health Services
Montgomery County Emergency Services	50 Beech Drive	Norristown	PA	19401	Mental Health Services
Valley Forge Medical Center Outpatient	1033 W. Germantown Pike	Norristown	PA	19401	Mental Health Services
Eagleville Hospital Outpatient	3125 Ridge Pike	Eagleville	PA	19408	Mental Health Services
Northwestern Human Services	400 N. Broad Street	Lansdale	PA	19446	Substance Abuse Services
Community Service Foundation	801 W. Second Street	Lansdale	PA	19446	Substance Abuse Services
Salisbury Behavioral Health	614 N. Easton Rd	Glenside	PA	19038	Substance Abuse Services
Carson Valley Children's Aid Society	2506 N Broad Street	Colmar	PA	18915	Substance Abuse Services
Creekwood Center at Abington Memorial Hospital	3941 Commerce Ave.	Willow Grove	PA	19090	Substance Abuse Services
Pa. Institute for Community Living: Grove House	230 Fitzwatertown Rd	Willow Grove	PA	19401	Substance Abuse Services
Project Transition	One Highland Drive	Chalfont	PA	18914	Mental Health Services
Spring-Ford Drug and Alcohol Counseling Services	201 N. Fourth Avenue	Royersford	PA	19468	Substance Abuse Services
Discovery House	329 West County Line Rd.	Hatboro	PA	19040	Substance Abuse Services
Youth and Family Services of Upper Perkiomen	1494 Gravel Pike	Green Lane	PA	18054	Substance Abuse Services
Creative Health Services	11 Robinson Street	Pottstown	PA	19464	Mental Health and Substance Abuse Services
Advanced Urgent Care Center	126 Easton Road	Willow Grove	PA	18936	Urgent Care Center
Advanced Urgent Care Center	721 Bethlehem Pike	Montgomeryville	PA	18936	Urgent Care Center
Valley Forge Urgent Care & Family Medical Center	2521 West Main Street	Norristown	PA	19403	Urgent Care Center

MONTGOMERY COUNTY RESOURCES

CVS Minute Clinic	312 S. Henderson Rd	Jenkintown	PA	19046	Urgent Care Center
CVS Minute Clinic	55 Park Avenue	Collegeville	PA	19426	Urgent Care Center
CVS Minute Clinic	616 Old York Road	Jenkintown	PA	19046	Urgent Care Center
CVS Minute Clinic	840 Valley Forge Road	Lansdale	PA	19446	Urgent Care Center
Premier Immediate Medical Care	450 Cresson Blvd.	Oaks	PA	19456	Urgent Care Center
Take Care Clinic at Walgreens	699 W. Germantown Pike	Norristown	PA	19403	Urgent Care Center
Take Care Clinic at Walgreens	119 E. DeKalb Pike	King of Prussia	PA	19406	Urgent Care Center
Take Care Clinic at Walgreens	710 N Wales Road	North Wales	PA	19454	Urgent Care Center
Livengrin	550 Pinetown Road	Ft. Washington	PA	19034	Substance Abuse Services
Trinity Behavioral Health Services	1170 E. Main Street	Lansdale	PA	19446	Substance Abuse Services
Resources for Human Development Womanspace	120 Ardmore Avenue	Ardmore	PA	19003	Substance Abuse Services
Aldersgate Youth Service Bureau	42 N. York Road	Willow Grove	PA	19090	Substance Abuse Services

**MONTGOMERY COUNTY SOCIAL SERVICES (\*includes: senior centers, family resource centers, homeless shelters, community/rec centers, YMCAs/YWCAs, etc.)**

<b>Name</b>	<b>Address</b>				<b>Type</b>
Abington YMCA	1073 Old York Road	Abington	PA	19001	YMCA
Ambler YMCA	1325 McKean Road	Ambler	PA	19002	YMCA
Hatboro YMCA	440 S. York Rd	Hatboro	PA	19040	YMCA
Main Line YMCA	100 St. George's Rd	Ardmore	PA	19003	YMCA
Pottstown YWCA	315 King St	Pottstown	PA	19464	YWCA
MONTCO SAAC	45 Forest Ave	Ambler	PA	19002	Senior Adult Activities Center

## MONTGOMERY COUNTY RESOURCES

Positive Aging in Lower Merion (PALM)	117 Ardmore Ave	Ardmore	PA	19003	Senior Center
Upper Perkiomen Senior Center	517 Jefferson St	East Greenville	PA	18041	Senior Center
Encore Experiences at Harleysville	312 Alumni Ave	Harleysville	PA	19438	Senior Center
Salem Adult Citizens	610 Summit Ave	Jenkintown	PA	19046	Senior Center
The Peak Center (formerly North Penn Senior Center)	315 West Main St	Lansdale	PA	19446	Senior Center
MONTCO SAAC	536 George St	Norristown	PA	19401	Senior Adult Activities Center
Pottstown Area Seniors' Center	724 North Adams St	Pottstown	PA	19464	Senior Center
Generations of Indian Valley	259 North Second St	Souderton	PA	18964	Community/Senior Center
Montgomery Co. Youth Center	540/550 Port Indian Rd.	Norristown	PA	19403	Youth Center
Montgomery Co Aging and Adult Services	1430 Dekalb Center	Norristown	PA	19404	Human Services/Health Center
Montgomery Co. Catholic Social Services	353 East Johnston Highway	Norristown	PA	19401	Social Services
Salvation Army	137 King St	Pottstown	PA	19464	Social Services
Keystone Opportunity Center	104 Main St	Souderton	PA	18964	Social Services
Inter-faith Housing Alliance	31 South Spring Garden St	Ambler	PA	19002	Shelter/Food Pantry
Manna on Main St	514 W Main St	Lansdale	PA	19446	Food Pantry
Project Outreach	410 Washington St	Royersford	PA	19468	Food Pantry
Youth Center Shelter	550 Port Indian Road	Norristown	PA	19403	Homeless/Emergency Shelter
MFHS NORRISTOWN	152 WEST MAIN STREET	Norristown	PA	19401	WIC Locations
ABINGTON WIC NUTRITION CENTER	1128 OLD YORK ROAD	Abington	PA	19001	WIC Locations
LANSDALE WIC CLINIC	607 NORTH BROAD ST	Lansdale	PA	19446	WIC Locations
POTTSTOWN WIC CLINIC	262 KING ST	Pottstown	PA	19464	WIC Locations

## MONTGOMERY COUNTY RESOURCES

Cradle of Hope	2238 Mount Carmel Ave	Glenside	PA	19038	Homeless/Emergency Shelter
Interfaith Hospitality Network	1449 Dekalb St	Norristown	PA	19002	Homeless/Emergency Shelter
Resources for Human Development CHOC	1001 Stanbridge and Sterigere St	Norristown	PA	19401	Homeless/Emergency Shelter
The Ministries at MAIN STREET	256 South Hanover Street	Pottstown	PA	19456	Homeless/Emergency Shelter
Morning Start Maternity Home	526 E Broad St	Souderton	PA	18964	Shelter/Maternity Resource
The Hospitality Center	530 Church St	Norristown	PA	19401	Homeless/Emergency Shelter
Mental Health Association: Halfway There	538 DeKalb Street	Norristown	PA	19401	Homeless Support
Upper Perkiomen YMCA	476 Pottstown Avenue	Pennsburg	PA	18073	
Spring Valley YMCA	19 W. Linfield-Trappe Road	Limerick	PA	19468	

### **MONTGOMERY COUNTY FOOD DISTRIBUTION (\*includes: Chain Supermarkets, Food Pantries, Farmers Markets)**

<b>Name</b>	<b>Address</b>				<b>Type</b>
A G Farm Market	2073 Sumneytown Pike	Woxall	PA	18979	Farmers Market/Produce Stand
Bala Cynwyd	Belmont Ave	Bala Cynwyd	PA	19004	Farmers Market/Produce Stand
Bauder Farms	1151 Collegeville Rd	Collegeville	PA	19426	Farmers Market/Produce Stand
Bryn Mawr	48 N Bryn Mawr Ave	Bryn Mawr	PA	19010	Farmers Market/Produce Stand
Collegeville Farmers Market	460 East Main Street	Collegeville	PA	19426	Farmers Market/Produce Stand
Cooper Creek Farm Market	1856 Farmington Avenue	Pottstown	PA	19464	Farmers Market/Produce Stand
County Line Landscape Nursery	811 Harleysville Pike	Harleysville	PA	19438	Farmers Market/Produce Stand
Creskide Coop Market	High School Rd	Elkins Park	PA	19117	Farmers Market/Produce Stand
Daniel's Produce and Dairy	219 East High Street	Pottstown	PA	19464	Farmers Market/Produce Stand

## MONTGOMERY COUNTY RESOURCES

Dull's Farm	1001 Limekiln Pike	Ambler	PA	19002	Farmers Market/Produce Stand
Frankenfield Farm Market	98 Allentown Road	Souderton	PA	18964	Farmers Market/Produce Stand
Freddy Hill Farms	1440 Sumneytown Pike	Lansdale	PA	19446	Farmers Market/Produce Stand
Freed's Produce	175 Morwood Rd	Harleysville	PA	19438	Farmers Market/Produce Stand
Glenside Farmers Market	Glenside Septa Station	Glenside	PA	19038	Farmers Market/Produce Stand
GREENER PARTNERS	3215 STUMP HALL RD	Collegeville	PA	19426	Farmers Market/Produce Stand
Hague's Christmas Trees	755 Forty Foot Road	Hatfield	PA	19440	Farmers Market/Produce Stand
Happy Ewe Sheep And Wool Farm	2431 Hoffmanville Road	Frederick	PA	19435	Farmers Market/Produce Stand
Hickory Run Produce	2145 Big Road	Gilbertsville	PA	19525	Farmers Market/Produce Stand
Hillside Farms Buffalo	750 Cowpath Road	Telford	PA	18969	Farmers Market/Produce Stand
Indian Valley Farmers Market	Main Street and Penn Avenue	Telford	PA	18969	Farmers Market/Produce Stand
Indianvale Farm	551 Bergey Road	Telford	PA	18969	Farmers Market/Produce Stand
Jenkintown Farmers Market	Leedom St & Greenwood Ave	Jenkintown	PA	19046	Farmers Market/Produce Stand
Jenkintown Wholefoods FM	On The Fairway	Jenkintown	PA	19046	Farmers Market/Produce Stand
Jett's Produce	87 Ridge Rd	Telford	PA	18969	Farmers Market/Produce Stand
KING PRODUCE & DAIRY	219 EAST HIGH ST	Pottstown	PA	19464	Farmers Market/Produce Stand
Kohler Farms	1262 Limekiln Pike	Ambler	PA	19002	Farmers Market/Produce Stand
Lansdale Farmers Market	Railroad Ave at Main St	Lansdale	PA	19446	Farmers Market/Produce Stand
Longview Center for Agriculture	3215 STUMP HALL RD	Collegeville	PA	19426	Farmers Market/Produce Stand
Maple Acres Farm LLC	2656 Narcissa Road	Plymouth Meeting	PA	19462	Farmers Market/Produce Stand
Merrymead Farm Market	2222 Valley Forge Road	Lansdale	PA	19446	Farmers Market/Produce Stand

## MONTGOMERY COUNTY RESOURCES

Morgan Log House FM	850 Weikel Rd	Lansdale	PA	19446	Farmers Market/Produce Stand
Norristown Farmers Market	Main & Swede Streets	Norristown	PA	19401	Farmers Market/Produce Stand
North Hills FM	110 Pennsylvania Ave	Oreland	PA	19075	Farmers Market/Produce Stand
North Wales Wholefoods	Route 309 & Route 63	North Wales	PA	19436	Farmers Market/Produce Stand
O & F Farms Inc	1040 Skippack Pike	Blue Bell	PA	19422	Farmers Market/Produce Stand
O And F Farms	2815 Skippack Pike	Lansdale	PA	19446	Farmers Market/Produce Stand
Perkiomen Valley Orchard	2478 Perkiomenville Road	Harleysville	PA	19438	Farmers Market/Produce Stand
Ray's Greenhouse	458 Morwood Road	Telford	PA	18969	Farmers Market/Produce Stand
Ringling Hill Orchards	1453 Bliem Road	Pottstown	PA	19464	Farmers Market/Produce Stand
Skippack Creek Farm	64 Skippack Creek Road	Souderton	PA	18964	Farmers Market/Produce Stand
Skippack FM	Rt 113 & Rt 73	Skippack	PA	19474	Farmers Market/Produce Stand
Stauffer Fruit Stand	3762 Layfield Road	Pennsburg	PA	18073	Farmers Market/Produce Stand
Sulomans Milk Store	2782 Leidy Road	Gilbertsville	PA	19525	Farmers Market/Produce Stand
Sunrise Sunflower Farm	886 Morwood Road	Harleysville	PA	19438	Farmers Market/Produce Stand
Upper Merion Farmers Market	175 West Valley Forge Road	King of Prussia	PA	19406	Farmers Market/Produce Stand
Varner Farms	746 South Trappe Road	Collegetown	PA	19426	Farmers Market/Produce Stand
Willow Creek Orchards	3215 Stump Hall Road	Collegetown	PA	19426	Farmers Market/Produce Stand
YODERS FARM MARKET	761A COWPATH RD	Telford	PA	18969	Farmers Market/Produce Stand
Zern's Farmers Market FS	1100 East Philadelphia Avenue	Gilbertsville	PA	19525	Farmers Market/Produce Stand
Calvary Baptist Soup Kitchen	811 W. Marshall Street	Norristown	PA	19401	Food Pantry
Catholic Social Services	353 E. Johnson Highway	Norristown	PA	19401	Food Pantry

## MONTGOMERY COUNTY RESOURCES

Haws Avenue Food Cupboard	800 W. Marshall St	Norristown	PA	19401	Food Pantry
Iglesia De Dios Renacer	310 Manor Ave	Plymouth Meeting	PA	19462	Food Pantry
New Hope Baptist	204-206 E. Oak Street	Norristown	PA	19401	Food Pantry
Norristown Salvation Army Cupboard	533 Swede Street	Norristown	PA	19401	Food Pantry
Shiloh Full Gospel Baptist Church	610 George Street	Norristown	PA	19401	Food Pantry
Meals of Hope Ministry Soup Kitchen	1329 Willow Street	Norristown	PA	19401	Food Pantry
St. John's Episcopal Church Soup Kitchen	23 E. Airy Street	Norristown	PA	19401	Food Pantry
Narberth Community Food Bank	206 Price Ave	Narbeth	PA	19072	Food Pantry
Positive Aging in Lower Merion (PALM)	117 Ardmore Avenue	Ardmore	PA	19003	Food Pantry
Beth Sholom Congregation	8231 Old York Road	Elkins Park	PA	19027	Food Pantry
Calvary Assembly of God	7910 Washington Lane	Wyncote	PA	19095	Food Pantry
Mattie N. Dixon Community Cupboard	150 N. Main Street	Ambler	PA	19002	Food Pantry
Jenkintown United Methodist	328 Summit Avenue	Jenkintown	PA	19046	Food Pantry
North Hills Food Cpbd.	212 Girard Ave.	North Hills	PA	19038	Food Pantry
Willow Grove SDA Church	1556 Fairview Avenue	Willow Grove	PA	19090	Food Pantry
Bethel A.M.E. Church	401 Beech Street	Pottstown	PA	19464	Food Pantry
Bright Hope	468 W. King St	Stowe	PA	19464	Food Pantry
Cluster Outreach Center	137 Walnut Street	Pottstown	PA	19464	Food Pantry
Jerusalem Lutheran Church	311 Second Street	Schwenksville	PA	19473	Food Pantry
The Open Door	350 Main Street	Royersford	PA	19468	Food Pantry
Pottstown Salvation Army Cupboard	137 King Street	Pottstown	PA	19464	Food Pantry



MONTGOMERY COUNTY RESOURCES

Church of the Brethren	1333 Cowpath Road	Hatfield	PA	19440	Food Pantry
Community Housing Services	311 North Broad Street	Lansdale	PA	19446	Food Pantry
Keystone Opportunity Center	104 Main Street	Souderton	PA	18964	Food Pantry
The Lamb Foundation	499 E. Walnut St.	North Wales	PA	19454	Food Pantry
Open Line Inc.	452 Penn Street	Pennsburg	PA	18023	Food Pantry
Bottom Dollar	782 Bethlehem Pike	Montgomeryville	PA	18936	Grocery Store
Genuardi's	2350 Susquehanna Rd	Abington	PA	19001	Grocery Store
Pathmark	1000 Easton Rd	Abington	PA	19001	Grocery Store
Trader Joe's	979 Old York Rd	Abington	PA	19001	Grocery Store
Acme	272 E Butler Ave	Ambler	PA	19002	Grocery Store
Genuardi's	1925 Norristown Rd	Ambler	PA	19002	Grocery Store
Acme	121 E City Ave	Bala Cynwyd	PA	19004	Grocery Store
Save-A-Lot Store #249	101 West Cheltenham Ave	Cheltenham	PA	19012	Grocery Store
ShopRite of East Norriton	55 East Germantown Pike	East Norriton	PA	19401	Grocery Store
ShopRite of Hatfield	170 Forty Foot Road	Hatfield	PA	19440	Grocery Store
Whole Foods	339 East Lancaster Ave	Wynnewood	PA	19096	Grocery Store
Whole Foods Market Plymouth Meeting	500 W. Germantown Pike	Plymouth Meeting	PA	19462	Grocery Store
Whole Foods	1210 Bethlehem Pike	North Wales	PA	19545	Grocery Store
Whole Foods	1575 The Fairway	Jenkintown	PA	19046	Grocery Store
Acme	323 Old York Road	Jenkintown	PA	19046	Grocery Store

## MONTGOMERY COUNTY RESOURCES

Acme	200 Blair Mill Road	Horsham	PA	19044	Grocery Store
Acme	320 West Dekalb Pike	King of Prussia	PA	19406	Grocery Store
Acme	2761 W Ridge Pike	Norristown	PA	19403	Grocery Store
Acme	1640 Bethlehem Pike	Flourtown	PA	19031	Grocery Store
Acme	1150 Welsh Road	Lansdale	PA	19446	Grocery Store
Acme	1825 Limekiln Pike	Dresher	PA	19025	Grocery Store
Genuardi's	2850 Audubon Village Dr.	Audubon	PA	19403	Grocery Store
ALDI	2714 Dekalb Pike	East Norriton	PA	19401	Grocery Store
ALDI	550 South Trooper Road	Norristown	PA	19043	Grocery Store
ALDI	400 Doylestown Road	Lansdale	PA	19446	Grocery Store
ALDI	925 Easton Road	Abington	PA	19001	Grocery Store
ALDI	297 Armand Hammer Blvd.	Pottstown	PA	19464	Grocery Store
ALDI	1023 West County Line Road	Hatboro	PA	19040	Grocery Store
Wawa	1500 E High St	Pottstown	PA	19464	Grocery Store
Redner's Warehouse	1300 N Charlotte St	Pottstown	PA	19464	Grocery Store
Giant	86 Glocker Way	Pottstown	PA	19465	Grocery Store
Giant	2450 Chemical Road	Plymouth Meeting	PA	19462	Grocery Store
Giant	50 E Wynnewood Road	Wynnewood	PA	19096	Grocery Store
Giant	180 Upland Square Dr	Pottstown	PA	19464	Grocery Store
SuperFresh	250 E Lancaster Ave	Wynnewood	PA	19096	Grocery Store
Landis Supermarket Inc.	2685 County Line Road	Telford	PA	18969	Grocery Store

## MONTGOMERY COUNTY RESOURCES

Save-A-Lot Store	1721 Markley St	Norristown	PA	19401	Grocery Store
Save-A-Lot Store	80 Robinson St	Pottstown	PA	19464	Grocery Store
Wegmans	1 Village Drive	King of Prussia	PA	19406	Grocery Store
Wegmans	500 Montgomery Mall	North Wales	PA	19454	Grocery Store
Acme	601 Lancaster Ave	Bryn Mawr	PA	19010	Grocery Store
Acme	2880 Bergey Rd #H	Hatfield	PA	19440	Grocery Store
Acme	450 Sentry Pkwy	Blue Bell	PA	19422	Grocery Store
Acme	2775 W Main St	Norristown	PA	19403	Grocery Store
Trader Joe's	112 Coulter Ave	Ardmore	PA	19003	Grocery Store
Trader Joe's	1460 Bethlehem Pike	North Wales	PA	19454	Grocery Store
Genuardi's	25 W Germantown Pike	Norristown	PA	19401	Grocery Store
Genuardi's	1758 Allentown Rd	Lansdale	PA	19446	Grocery Store
Genuardi's	525 N Sumneytown Pike	North Wales	PA	19454	Grocery Store
Genuardi's	70 Buckwalter Rd	Royersford	PA	19468	Grocery Store

### MONTGOMERY COUNTY PHARMACIES

Name	Address			
CVS	290 Pottstown Ave	Pennsburg	PA	18073
Rite Aid	350 Main St	Pennsburg	PA	18073
Professional Pharmacy of Pennsburg/Red Hill	931 Main St	Pennsburg	PA	18073
Rite Aid	41 W Broad St	Souderton	PA	18964

MONTGOMERY COUNTY RESOURCES

A-1 Pharmacy	41 W Broad St	Souderton	PA	18964
CVS	700 Route 113	Souderton	PA	18964
Rite Aid	741 Route 113	Souderton	PA	18964
Rite Aid	780 Route 113	Souderton	PA	18964
CVS	409 Harleysville Pike	Souderton	PA	18964
Rite Aid	1321 Easton Road	Abington	PA	19001
Delaware Valley Prescription	1560 Old York Road	Abington	PA	19001
Abington Pharmacy	1460 Old York Road	Abington	PA	19001
Rite Aid	1441 Old York Road	Abington	PA	19001
Alliance Pharmacy Co	1245 Highland Ave	Abington	PA	1900
Rite Aid	Roslyn Shopping Center	Abington	PA	19001
CVS	272 E Butler Ave	Ambler	PA	19002
Ambler Pharmacy	129 E Butler Ave	Ambler	PA	19002
Genuardi's Pharmacy	1925 Norristown Road	Ambler	PA	19002
CVS	890 E Welsh Road	Ambler	PA	19002
Eric's Rx Shoppe	649 E Welsh Road	Ambler	PA	19002
Rite Aid	1201 N Bethlehem Pike	Ambler	PA	19002
Broad Axe Pharmacy Inc	881 W Butler Pike	Ambler	PA	19002
Rite Aid	881 W Butler Pike	Ambler	PA	19002
Med Arbor Pharmacy	150 Monument Rd	Bala Cynwyd	PA	19004
Rite Aid	31 E City Ave	Bala Cynwyd	PA	19004

MONTGOMERY COUNTY RESOURCES

Sav-On Pharmacy	121 E City Ave	Bala Cynwyd	PA	19004
CVS	101 W City Ave	Bala Cynwyd	PA	19004
Pennrx Pharmacy	301 E City Ave	Bala Cynwyd	PA	19004
Rite Aid	Rockledge Shopping Center	Huntingdon Valley	PA	19006
CVS	670 Welsh Rd	Huntingdon Valley	PA	19006
Huntingdon Valley Pharmacy	1051 County Line Road	Huntingdon Valley	PA	19006
Rite Aid	785 Huntingdon Pike	Huntingdon Valley	PA	19006
Medicine Shoppe	584 Cottman Ave	Cheltenham	PA	19012
CVS	45 Cheltenham Ave	Cheltenham	PA	19012
Rite Aid	1650 Limeclin Pike	Dresher	PA	19025
Elkins Park Pharmacy	7901 High School Road	Elkins Park	PA	19027
Sousan Pharmacy	8029 Old York Road	Elkins Park	PA	19027
Walgreens	1 Yorktown Plaza	Elkins Park	PA	19027
Ha Eun Pharmacy	7320 Old York Road	Elkins Park	PA	19027
Rite Aid	1401 W Cheltenham Ave	Elkins Park	PA	19027
Sav-On Pharmacy	1640 Bethlehem Pike	Flourtown	PA	19031
Walgreens	1456 Bethlehem Pike	Flourtown	PA	19031
Millennium Pharmacy Systems	110 W Wissahickon Ave	Flourtown	PA	19031
Chernoff Pharmacy	501 Edge Hill Road	Glenside	PA	19038
CVS	2622 Jenkintown Road	Glenside	PA	19038
Wesley Pharmacy	108 S Easton Rd	Glenside	PA	19038

## MONTGOMERY COUNTY RESOURCES

CVS	920 Bethlehem Pike	Glenside	PA	19038
Willits Pharmacy Service	21 S York Rd	Hatboro	PA	19040
CVS	24 S York Rd	Hatboro	PA	19040
County Line Pharmacy	25 S York Rd	Hatboro	PA	19040
Bergman Pharmacy	255 E County Line Rd	Hatboro	PA	19040
Rite Aid	Rosemore Shopping Center	Hatboro	PA	19040
CVS	314 Horsham Rd	Horsham	PA	19044
Penna Retried Person Pharmacy	202 Precision Rd	Horsham	PA	19044
Ora Pharmacy	220 Gibraltar Rd	Horsham	PA	19044
Rite Aid	200 Blair Mill Rd	Horsham	PA	19044
Eric's Rx Shoppe	810 Welsh Rd	Horsham	PA	19044
CVS	616 Old York Rd	Jenkintown	PA	19046
Baederwood Pharmacy	1585 The Fairway	Jenkintown	PA	19046
Walgreens	901 Old York Rd	Jenkintown	PA	19046
Medicine Shoppe	400 Huntingdown Pike	Jenkintown	PA	19046
Babis Pharmacy	338 Montgomery Ave	Merion Station	PA	19066
Dake's Drug Store	201 City Ave	Merion Station	PA	19066
Rite Aid	933 Montgomery Ave	Penn Valley	PA	19072
Rite Aid	640 Montgomery Ave	Narberth	PA	19072
Narberth Pharmacy	220 Haverford Ave	Narberth	PA	19072
CVS	2500 W Moreland Rd	Willow Grove	PA	19090

MONTGOMERY COUNTY RESOURCES

CVS	2870 W Moreland Rd	Willow Grove	PA	19090
Cornerstone Pharmacy	41 Easton Rd	Willow Grove	PA	19090
Rite Aid	3654 Welsh Rd	Willow Grove	PA	19090
Walgreens	2727 W Cheltenham Ave	Wyncote	PA	19095
Tepper Pharmacy	333 E Lancaster Ave	Wynnewood	PA	19096
Rite Aid	284 E Lancaster Ave	Wynnewood	PA	19096
Howard's Pharmacy	1417 Manoa Rd	Wynnewood	PA	19096
Havaline Pharmacy Department	1428 Manoa Rd	Wynnewood	PA	19096
Walgreens	100 E Lancaster Ave	Wynnewood	PA	19096
P& K Pharmacy	100 E Lancaster Ave	Wynnewood	PA	19096
La Con's Pharmacy	1335 Powell St	Norristown	PA	19401
Rite Aid	762 E Johnson Hwy	Norristown	PA	19401
CVS	701 Dekalb St	Norristown	PA	19401
Rite Aid	1864 Markley St	Norristown	PA	19401
Mario's Sandyhill Pharmacy	1014 Sandy St	Norristown	PA	19401
Myers Drug Store	328 Dekalb St	Norristown	PA	19401
Rx Sport	670 W Washington St	Norristown	PA	19401
Walgreens	1100 W Main St	Norristown	PA	19401
CVS	1200 W Main St	Norristown	PA	19401
Norriton Square Pharmacy	55 W Germantown Pike	Norristown	PA	19401
Walgreens	3308 Dekalb Pike	Norristown	PA	19401

MONTGOMERY COUNTY RESOURCES

Medicine Shoppe	2113 W Main St	Norristown	PA	19403
Continuing Care Rx	2566 Industry Lane	Norristown	PA	19403
Rite Aid	2979 W Germantown Pike	Norristown	PA	19403
Walgreens	2803 W Main St	Norristown	PA	19403
Sav-On Pharmacy	2775 W Main St	Norristown	PA	19403
Rite Aid	2674 Egypt Rd	Norristown	PA	19403
Rite Aid	1400 W Main St	Norristown	PA	19403
Walgreens	699 W Germantown Pike	Norristown	PA	19403
CVS	2801 Egypt Rd	Norristown	PA	19403
Rite Aid	2826 Audubon Village Dr	Norristown	PA	19403
Neighborhood Care Pharmacy	10000 Shannondell Dr	Norristown	PA	19403
Sav-On Pharmacy	320 W Dekalb Pike	King of Prussia	PA	19406
Walgreens	119 E Dekalb Pike	King of Prussia	PA	19406
CVS	312 S Henderson Rd	King of Prussia	PA	19406
Rite Aid	160 N Gulph Rd	King of Prussia	PA	19406
Chapel Family Pharmacy	120 E Beidler Rd	King of Prussia	PA	19406
Neighborhood Care Pharmacy	600 Allendale Rd	King of Prussia	PA	19406
CVS	929 Dekalb Pike	Blue Bell	PA	19422
CVS	1799 Dekalk Pike	Blue Bell	PA	19422
Medco Health Solutions	512 Township Line Rd	Blue Bell	PA	19422
Rite Aid	222 E Main St	Collegeville	PA	19426



MONTGOMERY COUNTY RESOURCES

CVS	130 E Main St	Collegeville	PA	19426
CVS	613 Fayette St	Conshocken	PA	19428
Rite Aid	200 W Ridge Pike	Conshocken	PA	19428
Celemens Family Market	10 E Ridge Pike	Conshocken	PA	19428
King of Prussia Pharmacy	20 Union Hill Rd	Conshocken	PA	19428
Evergreen Pharmacy	1222 Welsh Rd	North Wales	PA	19454
Rite Aid	277 Dekalb Pike	North Wales	PA	19545
Genuardi's Pharmacy	107 S Main St	North Wales	PA	19545
Rite Aid	1210 Bethlehem Pike	North Wales	PA	19545
Walgreens	710 N Wales Rd	North Wales	PA	19545
Walgreens	120 W Germantown Pike	Plymouth Meeting	PA	19462
CVS	500 W Germantown Pike	Plymouth Meeting	PA	19462
Pharmaserv	1250 Germantown Pike	Plymouth Meeting	PA	19462
Medicine Shoppe	206 N Charlotte St	Pottstown	PA	19464
Professional Pharmacy	920 N Charlotte St	Pottstown	PA	19464
CVS	Schuylkill Road	North Coventry	PA	19464
Rite Aid	340 W High St	Pottstown	PA	19464
CVS	1883 E High St	Pottstown	PA	19464
QOL Meds	11 Robinson St	Pottstown	PA	19464
Rite Aid	2217 E High St	Pottstown	PA	19464
CVS	1300 North Charlotte St	Pottstown	PA	19464

MONTGOMERY COUNTY RESOURCES

CVS	351 W Schuylkill Rd	Pottstown	PA	19465
Coventry Square CVS	558 W Schuylkill Rd	Pottstown	PA	19465
Rite Aid	1140 Town Square Rd	Pottstown	PA	19465
Clemens Pharmacy	86 Glocker Way	Pottstown	PA	19465
Rite Aid	820 Main St	Royersford	PA	19468
Drug Emporium	314 N Lewis Rd	Royersford	PA	19468
CVS	342 N Lewis Rd	Royersford	PA	19468
Rite Aid	70 Buckwalter Rd	Royersford	PA	19468
Sav-On Pharmacy	31 W Ridge Pike	Royersford	PA	19468
Walgreens	30 W Ridge Pike	Royersford	PA	19468
Rite Aid	1 W Ridge Pike	Royersford	PA	19468
CVS	5 Kugler Rd	Royersford	PA	19468
CVS	130 Main St	Schwenksville	PA	19473
CVS	1206 Gravel Pike	Schwenksville	PA	19473
CVS	4290 Township Line Rd	Schwenksville	PA	19473
Skippack Pharmacy	Route 73 & 113	Skippack	PA	19474
Village Pharmacy	1121 Bethlehem Pike	Spring House	PA	19477
CVS	1206 N Gravel Pike	Ziegerlerville	PA	19492
CVS	2000 Swamp Pike	Gilbertsville	PA	19525
Rite Aid	1050 E Philadelphia Ave	Gilbertsville	PA	19525

PHILADELPHIA COUNTY RESOURCES

**PHILADELPHIA HOSPITALS**

<b>Name</b>	<b>Address</b>			
Hahnemann University Hospital	230 N Broad St	Philadelphia	PA	19102
Magee Rehabilitation Hospital	1513 Race Street	Philadelphia	PA	19102
Children's Hospital of Philadelphia	34th and Civic Center Blvd	Philadelphia	PA	19104
Hospital of the University of Pennsylvania	3400 Spruce Street	Philadelphia	PA	19104
Penn Presbyterian Medical Center	51 North 39th Street	Philadelphia	PA	19104
Philadelphia VA Medical Center	3900 Woodland Ave	Philadelphia	PA	19104
Thomas Jefferson University Hospital	111 South 11th Street	Philadelphia	PA	19107
Pennsylvania Hospital	800 Spruce Street	Philadelphia	PA	19107
Wills Eye Institute	840 Walnut Street	Philadelphia	PA	19107
Fox Chase Cancer Center	333 Cottman Ave	Philadelphia	PA	19111
Jeanes Hospital	7600 Central Ave	Philadelphia	PA	19111
Aria Health Torresdale	10800 Knights Road	Philadelphia	PA	19114
Chestnut Hill Hospital	8835 Germantown Ave	Philadelphia	PA	19118
Girard Medical Center	8th Street and Girard Avenue	Philadelphia	PA	19122
Cancer Treatment Centers of America	1331 East Wyoming Avenue	Philadelphia	PA	19124
Friends Hospital	4641 Roosevelt Boulevard	Philadelphia	PA	19124
Aria Health Frankford	4900 Frankford Ave	Philadelphia	PA	19124
Temple University Hospital- Episcopal Campus	100 E. Lehigh Avenue	Philadelphia	PA	19125
Roxborough Memorial Hospital	5800 Ridge Ave	Philadelphia	PA	19128

## PHILADELPHIA COUNTY RESOURCES

Saint Joseph's Hospital	16th Street and Girard Avenue	Philadelphia	PA	19130
Saint Christopher's Hospital for Children	3601 A Street	Philadelphia	PA	19131
Temple University Hospital	3401 North Broad St	Philadelphia	PA	19131
Albert Einstein Medical Center Philadelphia	5501 Old York Road	Philadelphia	PA	19134
Mercy Hospital of Philadelphia	501 S 54th Street	Philadelphia	PA	19140
Methodist Hospital	2301 South Broad Street	Philadelphia	PA	19141
Nazareth Hospital	2601 Holme Avenue	Philadelphia	PA	19143
Belmont Behavioral Health	4200 Monument Rd	Philadelphia	PA	19131

### PHILADELPHIA COMMUNITY HEALTH CLINICS

**\*(Includes mental health centers, acute care, rehabilitation centers, behavioral health centers, urgent care centers, etc.)**

<b>Name</b>	<b>Address</b>	<b>Town</b>	<b>State</b>	<b>Zip</b>
Drexel Convenient Care Center	1625 Chestnut St	Philadelphia	PA	19103
Public Health Center #3	555 South 43rd St	Philadelphia	PA	19104
Public Health Center #4	4400 Haverford Ave	Philadelphia	PA	19104
Mary Howard Health Center	125 South 9th Street	Philadelphia	PA	19107
Rising Sun Health Center	500 Adams Avenue	Philadelphia	PA	19120
Public Health Center #5	1920 North 20th Street	Philadelphia	PA	19121
QCHC Meade Elementary School	18th and Oxford Streets	Philadelphia	PA	19121
QCHC Vaux Middle School	2300 W Master St	Philadelphia	PA	19121
QCHC Finley	2813 West Diamond Street	Philadelphia	PA	19121

PHILADELPHIA COUNTY RESOURCES

Broad Street Health Center	1415 North Broad Street	Philadelphia	PA	19122
PHMC Health Connection	1035 West Berks Street	Philadelphia	PA	19122
FPCN Eleventh Street Family Health Services of Drexel University	800 North 11th Street	Philadelphia	PA	19123
Public Health Center #6	321 West Girard Ave	Philadelphia	PA	19123
GPHA Frankford Health Center	4500-4510 Frankford Avenue	Philadelphia	PA	19124
DVCH Parkview OB-Gyn	1331 East Wyoming Ave	Philadelphia	PA	19124
DVCH Fairmount Primary Care Center	1412 Fairmount Avenue	Philadelphia	PA	19130
Advanced Urgent Care	5058 City Ave	Philadelphia	PA	19131
QCHC Family Health Center	2501 West Lehigh Avenue	Philadelphia	PA	19132
Public Health Strawberry Mansion Health Center	2840 W. Dauphin Street	Philadelphia	PA	19132
Esperanza Health Center	2940 North 5th Street	Philadelphia	PA	19133
Esperanza Health Center	3156 Kensington Avenue	Philadelphia	PA	19134
Haddington Health Center	5619 Vine Street	Philadelphia	PA	19139
Sayre Health Center	5800 Walnut Street	Philadelphia	PA	19139
Esperanza Health Center	4417 North 6th Street	Philadelphia	PA	19140
GPHA Hunting Park Health Center	1999 West Hunting Park Avenue	Philadelphia	PA	19140
DVCH Maria de los Santos Health Center	455 West Allegheny Avenue	Philadelphia	PA	19140
QCHC Cooke Elementary School	1300 West Loudon Street	Philadelphia	PA	19141
FPCN Health Annex	6120 Woodland Avenue	Philadelphia	PA	19142
GPHA Woodland Avenue Medical Center	5000 Woodland Ave	Philadelphia	PA	19143
FPCN Abbottsford Falls Family Practice and Counseling	4700 Wissahickon Avenue	Philadelphia	PA	19144

PHILADELPHIA COUNTY RESOURCES

Covenant House Health Services	251 East Bringham Street	Philadelphia	PA	19144
Public Health Center #9	131 East Cheltenham Ave	Philadelphia	PA	19144
Public Health Center #2	1720 South Broad Street	Philadelphia	PA	19145
GPHA Wilson Park Medical Center	2520 Snyder Avenue	Philadelphia	PA	19145
Public Health Center #1	500 South Broad St	Philadelphia	PA	19146
GPHA 4th Street Behavioral Health	1401 South 4th Street	Philadelphia	PA	19147
GPHA Chinatown Medical Services	930 Washington Avenue	Philadelphia	PA	19147
GPHA Southeast Health Center	800 Washington Avenue	Philadelphia	PA	19147
Public Health Center #10	2230 Cottman Avenue	Philadelphia	PA	19149
Concentra Urgent Care	2010 Levick St	Philadelphia	PA	19149
Covenant House - Mt Pleasant Health Center	8125 Stenton Ave	Philadelphia	PA	19150
Concentra Urgent Care	7000 Holstein Ave	Philadelphia	PA	19153

**PHILADELPHIA SOCIAL SERVICES (\*includes: senior centers, family resource centers, homeless shelters, community/rec centers, YMCAs/YWCAs, etc.)**

<b>Name</b>	<b>Address</b>				<b>Type</b>
Women Against Abuse	PO Box 13758	Philadelphia	PA	19101	Emergency Shelter
Department of Human Services Division of Children and Youth	1515 Arch Street	Philadelphia	PA	19102	Emergency Shelter
West Philadelphia Senior Community Center	1016-26 North 41st St	Philadelphia	PA	19104	Senior Center
People's Emergency Center	325 N. 39th Street	Philadelphia	PA	19104	Emergency Shelter
People's Emergency Center	3902 Spring Garden Street	Philadelphia	PA	19104	Emergency Shelter
ARU Detox	University & Woodland Aves.	Philadelphia	PA	19104	VA Services

PHILADELPHIA COUNTY RESOURCES

Veteran's Affairs Medical Center	3900 Woodland Ave.	Philadelphia	PA	19104	VA Services
University City Hospitality Coalition	3741 Walnut Street	Philadelphia	PA	19104	Homeless Services
St. John's Hospice	1221 Race Street	Philadelphia	PA	19105	Emergency Shelter
Sunday Breakfast Association	302 North 13th Street	Philadelphia	PA	19105	Emergency Shelter
VA Drop In Center	213-217 N. 4th Street	Philadelphia	PA	19106	VA Services
On Lok House	219 North 10th St	Philadelphia	PA	19107	Senior Center
Philadelphia Senior Center Coffee Cup Satellite & Asian Pacific Senior Resource Center	247 South 10th St	Philadelphia	PA	19107	Senior Center
The Salvation Army Eliza Shirley House	1320 Arch Street	Philadelphia	PA	19107	Salvation Army Community Centers
Office of Supportive Housing	141 N. Juniper Street	Philadelphia	PA	19107	Emergency Shelter
Eliza Shirley House	1320 Arch Street	Philadelphia	PA	19107	Emergency Shelter
Ridge Avenue Shelter	1360 Ridge Avenue	Philadelphia	PA	19107	Emergency Shelter
Mercy Hospice	334 South 13th Street	Philadelphia	PA	19107	Emergency Shelter
Traveler's Aid Society	121 N. Broad Street	Philadelphia	PA	19107	Emergency Shelter
Gateway Services Center	907 Hamilton Street	Philadelphia	PA	19107	Homeless Services
JCCs Klein Branch Senior Center and Russian Satellite	10100 Jamison Ave	Philadelphia	PA	19116	Senior Center
PHA Emlen Arms Satellite	6733 Emlen St	Philadelphia	PA	19119	Senior Center
Olney Senior Program	5900 North Fifth St	Philadelphia	PA	19120	Senior Center
The Salvation Army Citadel and Korean	5830 Rising Sun Ave	Philadelphia	PA	19120	Salvation Army Community Centers
Columbia North YMCA	1400 N. Broad St	Philadelphia	PA	19121	YMCA

PHILADELPHIA COUNTY RESOURCES

Martin Luther King Older Adult Center	2101-35 West Cecil B. Moore Ave	Philadelphia	PA	19121	Senior Center
North Broad Street Senior Center	1438 North Broad St	Philadelphia	PA	19121	Senior Center
CSS Norris Square Senior Citizen Center	2121-37 North Howard St	Philadelphia	PA	19122	Senior Center
Spring Garden Center	1221 Spring Garden St	Philadelphia	PA	19123	Senior Center
Salvation Army HQ	701 North Broad Street	Philadelphia	PA	19123	Salvation Army Community Centers
The Salvation Army Developmental Disabilities Program	701 North Broad Street	Philadelphia	PA	19123	Salvation Army Community Centers
The Salvation Army Temple	1340 Brown Street	Philadelphia	PA	19123	Salvation Army Community Centers
The Salvation Army Emergency Disaster Services	701 N. Broad St.	Philadelphia	PA	19123	Salvation Army Community Centers
The Salvation Army Red Shield Family Residence	715 North Broad Street	Philadelphia	PA	19123	Salvation Army Community Centers
Covenant House	417 Callowhill Street	Philadelphia	PA	19123	Emergency Shelter
Peter Bressi N.E. Senior Center	4744-46 Frankford Ave	Philadelphia	PA	19124	Senior Center
CSS St. Anne's Senior Citizen Center	2607 East Cumberland St	Philadelphia	PA	19125	Senior Center
Lutheran Settlement House Senior Center	1340 Frankford Ave	Philadelphia	PA	19125	Senior Center
Brotherhood Mission	401 E. Girard Avenue	Philadelphia	PA	19125	Emergency Shelter
Roxborough YMCA	7201 Ridge Ave	Philadelphia	PA	19128	YMCA
The Center at Journey's Way	403 Rector St	Philadelphia	PA	19128	Senior Center
The Salvation Army Roxborough	6730 Ridge Avenue	Philadelphia	PA	19128	Salvation Army Community Centers



PHILADELPHIA COUNTY RESOURCES

The Salvation Army Adult Rehabilitation Center	4555 Pechin Street	Philadelphia	PA	19128	Salvation Army Community Centers
The Salvation Army Ray and Joan Kroc Center	4200 Wissahickon Ave	Philadelphia	PA	19129	Salvation Army Community Centers
Outreach Coordination Center	1515 Fairmount Avenue	Philadelphia	PA	19130	Salvation Army Community Centers
Maternity Care Coalition	2000 Hamilton Street	Philadelphia	PA	19130	Salvation Army Community Centers
Youth Emergency Services	1526 Fairmount Avenue	Philadelphia	PA	19130	Emergency Shelter
Philadelphia Committee to End Homelessness	802 N. Broad Street	Philadelphia	PA	19130	Homelessness Services
The Salvation Army Ivy Residence Senior Housing	4051 Ford Road	Philadelphia	PA	19131	Salvation Army Community Centers
The Salvation Army Soups' On! Project	4050 Conshohocken State Rd.	Philadelphia	PA	19131	Salvation Army Culinary Job Training
Lehigh Senior Center	1701 West Lehigh Ave	Philadelphia	PA	19132	Senior Center
The Salvation Army Tabernacle	3150 N. Mascher St	Philadelphia	PA	19133	Salvation Army Community Centers
Juniata Park Older Adult Center	1251 East Sedgley Ave	Philadelphia	PA	19134	Senior Center
The Salvation Army Pioneer	1920 E Allegheny Ave	Philadelphia	PA	19134	Salvation Army Community Centers
West Oak Lane Senior Center	7210-18 Ogontz Ave	Philadelphia	PA	19138	Senior Center
West Philadelphia YMCA	5120 Chestnut Street	Philadelphia	PA	19139	YMCA
Haddington Multi-Services for Older Adults, Inc.	5331-41 Haverford Ave	Philadelphia	PA	19139	Senior Center
Older Adult Sunshine Center	137 South 58th St	Philadelphia	PA	19139	Senior Center
The Salvation Army - West Philadelphia	5501 Market St.	Philadelphia	PA	19139	Salvation Army Community

PHILADELPHIA COUNTY RESOURCES

					Centers
The Salvation Army Booth Manor Residence Senior Housing	5522 Arch Street	Philadelphia	PA	19139	Salvation Army Community Centers
Mann Older Adult Center	3201 North 5th Street	Philadelphia	PA	19140	Senior Center
Philadelphia Senior Center - Tioga Branch	1531 West Tioga St	Philadelphia	PA	19140	Senior Center
Ontario St. Baptist Mission	114 W. Ontario St.	Philadelphia	PA	19140	Emergency Shelter
Nationalities Senior Program	11th & Rockland Streets	Philadelphia	PA	19141	Senior Center
Southwest Senior Center	6916 Elmwood Ave	Philadelphia	PA	19142	Senior Center
CSS Star Harbor Senior Center	4700 Springfield Ave	Philadelphia	PA	19143	Senior Center
Center in the Park	5818 Germantown Ave	Philadelphia	PA	19144	Senior Center
Wayne Hall	5200 Wayne Avenue	Philadelphia	PA	19144	Emergency Shelter
Whosoever Gospel Mission	101 E. Cheltenham Avenue	Philadelphia	PA	19144	Emergency Shelter
PHA Wilson Park Satellite	2508 Jackson St	Philadelphia	PA	19145	Senior Center
CSS St. Charles Senior Community Center	1941 Christian St	Philadelphia	PA	19146	Senior Center
PHA Cassie L. Holly Satellite	2100 Dickinson St	Philadelphia	PA	19146	Senior Center
Voyage House	1431 Lombard Street	Philadelphia	PA	19146	Emergency Shelter
Philadelphia Senior Center - Main Branch	509 South Broad St	Philadelphia	PA	19147	Senior Center
South Philadelphia Older Adult Center	1430 East Passyunk Ave	Philadelphia	PA	19147	Senior Center
Old Pine Community Center	401 Lombard Street	Philadelphia	PA	19147	Community Center
JCC's Stiffel Senior Center	604 West Porter St	Philadelphia	PA	19148	Senior Center
Marconi Senior Citizen Program/Samuel S. Fels South Philadelphia Community Center	2407 South Broad St	Philadelphia	PA	19148	Senior Center

PHILADELPHIA COUNTY RESOURCES

JCCs Tabas House Satellite	2101 Strahle St	Philadelphia	PA	19152	Senior Center
Northeast Older Adult Center	8101 Bustleton Ave	Philadelphia	PA	19152	Senior Center

**PHILADELPHIA FOOD DISTRIBUTION (\*includes: Chain Supermarkets, Food Pantries, Farmers Markets)**

<b>Name</b>	<b>Address</b>				<b>Type</b>
Suburban Station	16th St Concourse	Philadelphia	PA	19102	Farmers Market/Farm Stand
Fitler Square Market	23rd and Pine St	Philadelphia	PA	19103	Farmers Market/Farm Stand
IBC Market	1901 Market St	Philadelphia	PA	19103	Farmers Market/Farm Stand
Rittenhouse	18th and Walnut St	Philadelphia	PA	19103	Farmers Market/Farm Stand
Schuykill River Park Market	25th and Spruce	Philadelphia	PA	19103	Farmers Market/Farm Stand
Fitler Square	23rd Street & Pine Street	Philadelphia	PA	19103	Farmers Market/Farm Stand
St. Mark's Church	1625 Locust St.	Philadelphia	PA	19103	Food Pantry/Cupboard
Sidney Hillman Apts.	22 S. 22nd St. 1507	Philadelphia	PA	19103	Food Pantry/Cupboard
Trader Joe's Philadelphia	2121 Market St	Philadelphia	PA	19103	Grocery Store
Clark Park	43rd St and Baltimore Ave	Philadelphia	PA	19104	Farmers Market/Farm Stand
Drexel University	33rd and Market St	Philadelphia	PA	19104	Farmers Market/Farm Stand
Lancaster Ave	3700 Lancaster Ave	Philadelphia	PA	19104	Farmers Market/Farm Stand
The Porch	30th Street Station	Philadelphia	PA	19104	Farmers Market/Farm Stand
University Square	36th and Walnut St	Philadelphia	PA	19104	Farmers Market/Farm Stand
Drexel Farmers Market	3290 Chestnut Street	Philadelphia	PA	19104	Farmers Market/Farm Stand
Penn Campus	36th & Walnut Streets	Philadelphia	PA	19104	Farmers Market/Farm Stand
Penn University Farmers Market	3600 Walnut Street	Philadelphia	PA	19104	Farmers Market/Farm Stand
Pennypack Farm	43rd and Baltimore	Philadelphia	PA	19104	Farmers Market/Farm Stand
PRESTONS PARADISE	839 N PRESTON ST	Philadelphia	PA	19104	Farmers Market/Farm Stand
West Philadelphia Fresh Food Hub	38th & Lancaster Ave	Philadelphia	PA	19104	Farmers Market/Farm Stand
West Philadelphia WIC Office	4148 Lancaster Avenue	Philadelphia	PA	19104	WIC office
First African Presbyterian Church	4159 W. Girard Ave	Philadelphia	PA	19104	Food Pantry/Cupboard
One Day At A Time	4016 Lancaster Ave.	Philadelphia	PA	19104	Food Pantry/Cupboard
Chester Dionna Habitat	4086 Haverford Ave	Philadelphia	PA	19104	Food Pantry/Cupboard
Mantua Haverford Com'ty Center	631 N. 39th St	Philadelphia	PA	19104	Food Pantry/Cupboard
Mantua Family Center	3543 Fairmount Ave	Philadelphia	PA	19104	Food Pantry/Cupboard
Intercultural Family Services	4225 Chestnut St	Philadelphia	PA	19104	Food Pantry/Cupboard
Indomitable Spirit	437 N. 42nd Street	Philadelphia	PA	19104	Food Pantry/Cupboard
Holy Tabernacle Church	3835 Haverford Ave	Philadelphia	PA	19104	Food Pantry/Cupboard
Greater Love Chapel	437 N. 40th Street	Philadelphia	PA	19104	Food Pantry/Cupboard
Grace Evangelical Lutheran Church	3529 Haverford Ave.	Philadelphia	PA	19104	Food Pantry/Cupboard
Christian M. F. Baptist Church	533 N. 36th St, #35	Philadelphia	PA	19104	Food Pantry/Cupboard

PHILADELPHIA COUNTY RESOURCES

40th Street Church of God	651 N. 40th Street	Philadelphia	PA	19104	Food Pantry/Cupboard
New Bethlehem Baptist Church	Preston & Aspen Sts.	Philadelphia	PA	19104	Food Pantry/Cupboard
Peoples Emergency Center	3902 Spring Garden St.	Philadelphia	PA	19104	Food Pantry/Cupboard
Mantua Scattered Site	3804 Mt. Vernon St	Philadelphia	PA	19104	Food Pantry/Cupboard
Community Church of God	42nd & Parrish St	Philadelphia	PA	19104	Food Pantry/Cupboard
Church of Hope & Faith Inc	662 N. 39th St.	Philadelphia	PA	19104	Food Pantry/Cupboard
Mercy Douglass Ctr. Shepard	642 N. 41st St	Philadelphia	PA	19104	Food Pantry/Cupboard
Interfaith Food Cupboard	3600 Baring St	Philadelphia	PA	19104	Food Pantry/Cupboard
Gate to Heaven Ministry	3415 Haverford Ave	Philadelphia	PA	19104	Food Pantry/Cupboard
Sarah Allen Seniors	4035 Parrish Street	Philadelphia	PA	19104	Food Pantry/Cupboard
Second Antioch Baptist Church	912 N. 41st St.	Philadelphia	PA	19104	Food Pantry/Cupboard
Victory Baptist Church	4238 Walllace Street	Philadelphia	PA	19104	Food Pantry/Cupboard
Metropolitan Church	3500 Baring St	Philadelphia	PA	19104	Food Pantry/Cupboard
St. John United Church of God	856 N. 40th Street	Philadelphia	PA	19104	Food Pantry/Cupboard
Sharing & Caring Center	500 N. 39th St.	Philadelphia	PA	19104	Food Pantry/Cupboard
St. Mary's Church	3916 Locust Walk	Philadelphia	PA	19104	Food Pantry/Cupboard
Caring About Sharing Inc.	3900 Spring Garden Street	Philadelphia	PA	19104	Food Pantry/Cupboard
United Emergency Action	1117-21 N. 40th Street	Philadelphia	PA	19104	Food Pantry/Cupboard
West Phila. SDA Church	4018 Fairmount Avenue	Philadelphia	PA	19104	Food Pantry/Cupboard
Ralston/Mercy Douglass House	3817 Market St	Philadelphia	PA	19104	Food Pantry/Cupboard
ALDI Philadelphia, PA	4421 Market St.	Philadelphia	PA	19104	Grocery Store
The Fresh Grocer	4001 Walnut St	Philadelphia	PA	19104	Grocery Store
Old St. Joseph's Church	321 Willings Alley	Philadelphia	PA	19106	Food Pantry/Cupboard
St. Peter's Church	313 Pine St.	Philadelphia	PA	19106	Food Pantry/Cupboard
Fillipino American Congress	251 Lawrence St	Philadelphia	PA	19106	Food Pantry/Cupboard
Super Fresh	309 S Fifth St.	Philadelphia	PA	19106	Grocery Store
Fair Food	Reading Terminal Market	Philadelphia	PA	19107	Farmers Market/Farm Stand
Jefferson	10th and Chestnut St	Philadelphia	PA	19107	Farmers Market/Farm Stand
SEPTA Farmstand	1234 Market St	Philadelphia	PA	19107	Farmers Market/Farm Stand
Mayor's Farmers Market	In Love Park, 15th and JFK	Philadelphia	PA	19107	Farmers Market/Farm Stand
Philadelphia Com'ty Health Alternatives	1201 Chestnut St., 3rd Fl	Philadelphia	PA	19107	Food Pantry/Cupboard
First Church of the Nazarene	1707 Shelmire Ave	Philadelphia	PA	19111	Food Pantry/Cupboard
Oxford Village Food Cupboard	6150 Algon Ave	Philadelphia	PA	19111	Food Pantry/Cupboard
Mt. Olive Church of God	7244 Rising Sun Avenue	Philadelphia	PA	19111	Food Pantry/Cupboard
ShopRite of Oxford & Levick	6301 Oxford Avenue	Philadelphia	PA	19111	Grocery Store
ACME	6640 Oxford Avenue	Philadelphia	PA	19111	Grocery Store
All Saints	9601 Frankford Ave	Philadelphia	PA	19114	Food Pantry/Cupboard
ALDI Philadelphia, PA	3320 Grant Avenue	Philadelphia	PA	19114	Grocery Store

PHILADELPHIA COUNTY RESOURCES

Giant	2550 Grant Ave	Philadelphia	PA	19114	Grocery Store
ShopRite of Morrell Plaza	9910 Frankford Ave	Philadelphia	PA	19114	Grocery Store
ACME	3200-09 Red Lion Road	Philadelphia	PA	19114	Grocery Store
Memorial Church of St. Luke	1946 Welsh Rd	Philadelphia	PA	19115	Food Pantry/Cupboard
ACME	920 Red Lion Road	Philadelphia	PA	19115	Grocery Store
ShopRite of Roosevelt Blvd	11000 Roosevelt Blvd	Philadelphia	PA	19116	Grocery Store
Chestnut Hill Growers Market	Winston Rd between Germantown Ave & Mermaid Lane	Philadelphia	PA	19118	Farmers Market/Farm Stand
Weavers Way Community Programs Farm Stand	8424 Germantown Ave	Philadelphia	PA	19118	Farmers Market/Farm Stand
Chestnut Hill Flower & Garden	7639 Germantown Ave	Philadelphia	PA	19118	Farmers Market/Farm Stand
St. Paul's Church	22 E. Chestnut Hill Ave	Philadelphia	PA	19118	Food Pantry/Cupboard
Cliveden Park	Chew Ave and Johnson St	Philadelphia	PA	19119	Farmers Market/Farm Stand
Mt Airy (Weaver's Way)	Carpenter Lane & Greene St	Philadelphia	PA	19119	Farmers Market/Farm Stand
Germantown	6700 Germantown Avenue	Philadelphia	PA	19119	Farmers Market/Farm Stand
Germantown SDA Church	200 E. Cliveden St	Philadelphia	PA	19119	Food Pantry/Cupboard
ACME	7010 Germantown Avenue	Philadelphia	PA	19119	Grocery Store
Asian Social Services Center	4943 N. 5th St	Philadelphia	PA	19120	Food Pantry/Cupboard
Bethel Full Gospel	520 W. Roosevelt Blvd	Philadelphia	PA	19120	Food Pantry/Cupboard
Incarnation of Our Lord Church	5105 N. 5th St	Philadelphia	PA	19120	Food Pantry/Cupboard
Moriah Baptist Church	4815-17 N. Front St	Philadelphia	PA	19120	Food Pantry/Cupboard
Feltonville Presbyterian	214 E. Wyoming Ave	Philadelphia	PA	19120	Food Pantry/Cupboard
ShopRite of Front & Olney	101 East Olney Ave	Philadelphia	PA	19120	Grocery Store
33rd and Diamond	2140 North 33rd Street	Philadelphia	PA	19121	Farmers Market/Farm Stand
NEW GROWTH PROJECT	27TH & MASTER STREET	Philadelphia	PA	19121	Farmers Market/Farm Stand
City Health Center #5	1900 N. 20th Street	Philadelphia	PA	19121	WIC office
Faith Tabernacle Church of God	2431 W. Master Street	Philadelphia	PA	19121	Food Pantry/Cupboard
Christ Evangel. Lutheran Church	3006 W. Diamond St	Philadelphia	PA	19121	Food Pantry/Cupboard
Christian Love Baptist Church	1801 N. 32nd St	Philadelphia	PA	19121	Food Pantry/Cupboard
Church of the Advocate	2121 N. Gratz St.	Philadelphia	PA	19121	Food Pantry/Cupboard
Cornerstone Baptist Church	2117 N. 33rd St	Philadelphia	PA	19121	Food Pantry/Cupboard
Fair Havens Human Support	2343 Ridge Ave.	Philadelphia	PA	19121	Food Pantry/Cupboard
Johnson Concern & Care Cntr.	2229 W. Thompson St	Philadelphia	PA	19121	Food Pantry/Cupboard
Johnson Homes Tenant Council	2500 W. Norris St	Philadelphia	PA	19121	Food Pantry/Cupboard
Kelsey Keys	1756 N. 25th St.	Philadelphia	PA	19121	Food Pantry/Cupboard
Madeira Family Center	2123 N. Gratz St.	Philadelphia	PA	19121	Food Pantry/Cupboard
Mt. Olive Holy Temple	1469 N. Broad Street	Philadelphia	PA	19121	Food Pantry/Cupboard
Family Resource Center	2114 N. Gratz Street	Philadelphia	PA	19121	Food Pantry/Cupboard
Montgomery Townhouse	2002 W. Berks St	Philadelphia	PA	19121	Food Pantry/Cupboard

PHILADELPHIA COUNTY RESOURCES

New Salem Baptist Church	1721-23 N. Croskey St	Philadelphia	PA	19121	Food Pantry/Cupboard
Senior Citizens Community	2124 Cecil B. Moore Ave	Philadelphia	PA	19121	Food Pantry/Cupboard
Special Needs	1632 N. 29th St	Philadelphia	PA	19121	Food Pantry/Cupboard
Susquehanna	1815 Susquehanna Ave	Philadelphia	PA	19121	Food Pantry/Cupboard
Deliverance Revival Temple	2000-02 N. 18th Street	Philadelphia	PA	19121	Food Pantry/Cupboard
Golden Star Baptist Church	1635-39 27th Street	Philadelphia	PA	19121	Food Pantry/Cupboard
Wayland Temple B.C.	2500 Cecil B. Moore Ave.	Philadelphia	PA	19121	Food Pantry/Cupboard
New Mt. Zion Pentacostal COGIC	1501 N. 20th Street	Philadelphia	PA	19121	Food Pantry/Cupboard
Cecil B Moore	Cecil B Moore Ave between Broad and 13th	Philadelphia	PA	19122	Farmers Market/Farm Stand
Norris Square Park	N Hancock St & Diamond St	Philadelphia	PA	19122	Farmers Market/Farm Stand
Norris Square	W Susquehanna Ave & Howard St	Philadelphia	PA	19122	Farmers Market/Farm Stand
New Greater Straightway	1705 N. 7th St	Philadelphia	PA	19122	Food Pantry/Cupboard
A.P.M. Assoc. Inc.	2147 N. 6th St	Philadelphia	PA	19122	Food Pantry/Cupboard
Berean Presbyterian Church	2101 N. Broad St.	Philadelphia	PA	19122	Food Pantry/Cupboard
Yorktown Community	1300 W. Jefferson St	Philadelphia	PA	19122	Food Pantry/Cupboard
Harris Plaza	1240 N. 10th St	Philadelphia	PA	19122	Food Pantry/Cupboard
Mt Olive Holy Temple	1469 N. Broad St	Philadelphia	PA	19122	Food Pantry/Cupboard
Norris Homes Tenant Council	1915 N. 11th St	Philadelphia	PA	19122	Food Pantry/Cupboard
Penrose Recreation Center	1101 W. Susquehanna St.	Philadelphia	PA	19122	Food Pantry/Cupboard
St. Boniface Church	174 W. Diamond St.	Philadelphia	PA	19122	Food Pantry/Cupboard
St. Malachy Church	1429 N. 11th Street	Philadelphia	PA	19122	Food Pantry/Cupboard
Lewis Temple Pentecostal Church	509-13 W. Diamond St	Philadelphia	PA	19122	Food Pantry/Cupboard
Ludlow Community	1437 N. 7th St.	Philadelphia	PA	19122	Food Pantry/Cupboard
The Fresh Grocer	1501 N Broad St	Philadelphia	PA	19122	Grocery Store
Farmers Market at the Piazza	1033 N 2nd St	Philadelphia	PA	19123	Farmers Market/Farm Stand
Federation of Neighborhood Centers TEENS 4 GOOD	8TH & POPLAR ST	Philadelphia	PA	19123	Farmers Market/Farm Stand
West Poplar	637 N. 13th St	Philadelphia	PA	19123	Food Pantry/Cupboard
St. Paul's Baptist Church	10th & Wallace St	Philadelphia	PA	19123	Food Pantry/Cupboard
Friends Neighborhood Guild	735 Fairmount Ave	Philadelphia	PA	19123	Food Pantry/Cupboard
Salvation Army Temple	1340 Brown St	Philadelphia	PA	19123	Food Pantry/Cupboard
Bebashi Inc.	1217 Spring Garden St	Philadelphia	PA	19123	Food Pantry/Cupboard
Women's Community Revitalization	411 Fairmount St	Philadelphia	PA	19123	Food Pantry/Cupboard
Old First Reformed Church	515 N. 4th Street	Philadelphia	PA	19123	Food Pantry/Cupboard
Super Fresh	180 West Girard Avenue	Philadelphia	PA	19123	Grocery Store
Frankford Transportation Center	Bridge St and Frankford Ave	Philadelphia	PA	19124	Farmers Market/Farm Stand
Frankford Avenue WIC Office	4806 Frankford Avenue	Philadelphia	PA	19124	WIC office
Faith Assembly of God	1926 Margaret Street #40	Philadelphia	PA	19124	Food Pantry/Cupboard

PHILADELPHIA COUNTY RESOURCES

The Salvation Army	4344 Frankford Ave.	Philadelphia	PA	19124	Food Pantry/Cupboard
Triumph Baptist Church	1538 E. Wingohocking St	Philadelphia	PA	19124	Food Pantry/Cupboard
Second Baptist of Frankford	1801 Meadow St	Philadelphia	PA	19124	Food Pantry/Cupboard
Keep The Faith Ministry	1901 Harrison Street	Philadelphia	PA	19124	Food Pantry/Cupboard
ALDI Philadelphia, PA	4104 G. Street	Philadelphia	PA	19124	Grocery Store
Frankford and Berks	Frankford Ave and East Berks St	Philadelphia	PA	19125	Farmers Market/Farm Stand
Greensgrow Farm	2501 E Cumberland Ave	Philadelphia	PA	19125	Farmers Market/Farm Stand
Palmer Park Farmers Market	Frankford Avenue & East Palmer Street	Philadelphia	PA	19125	Farmers Market/Farm Stand
Lutheran Settlement House	1340 Frankford Avenue	Philadelphia	PA	19125	Food Pantry/Cupboard
Inner City Mission	2433 Kensington Ave	Philadelphia	PA	19125	Food Pantry/Cupboard
St. Michael's Food Bank	Trenton and Cumberland Streets	Philadelphia	PA	19125	Food Pantry/Cupboard
Brotherhood Mission	401 E. Girard Ave	Philadelphia	PA	19125	Food Pantry/Cupboard
Visitation BVM Church	2625 B Street	Philadelphia	PA	19125	Food Pantry/Cupboard
Union Tabernacle Presbyterian	2036 E. Cumberland St	Philadelphia	PA	19125	Food Pantry/Cupboard
Save-A-Lot	2132 East Lehigh Ave.	Philadelphia	PA	19125	Grocery Store
Save-A-Lot	5610 Lancaster Ave	Philadelphia	PA	19125	Grocery Store
Holy Temple of God	6709-11 Ogontz Ave	Philadelphia	PA	19126	Food Pantry/Cupboard
Feltonville Presbyterian Church	212 East Wyoming Avenue	Philadelphia	PA	19126	Food Pantry/Cupboard
New Galilee Baptist Church	6216 N. 7th Street	Philadelphia	PA	19126	Food Pantry/Cupboard
St. Mark's Lutheran Church	1420 Cheltenham Avenue	Philadelphia	PA	19126	Food Pantry/Cupboard
Asian American Cultural	2nd St. & 65th Ave.	Philadelphia	PA	19126	Food Pantry/Cupboard
North Light Com'ty Center	175 Green Lane	Philadelphia	PA	19127	Food Pantry/Cupboard
Gorgas Park	Ridge Ave at Acorn St	Philadelphia	PA	19128	Farmers Market/Farm Stand
Henry Got Crops	7100 Henry Ave	Philadelphia	PA	19128	Farmers Market/Farm Stand
Roxborough Health Center	5830 Henry Avenue	Philadelphia	PA	19128	WIC office
ShopRite of Roxborough	6901 Ridge Avenue	Philadelphia	PA	19128	Grocery Store
ACME	5927-59 Ridge Avenue	Philadelphia	PA	19128	Grocery Store
Super Fresh	7162 Ridge Ave	Philadelphia	PA	19128	Grocery Store
East Falls	Under Rt 1 overpass, Between Kelly Dr & Ridge Ave	Philadelphia	PA	19129	Farmers Market/Farm Stand
Share Food Program	2901 West Hunting Park Avenue	Philadelphia	PA	19129	Farmers Market/Farm Stand
Drug Task Force Ministry	3252 N. Etting Avenue	Philadelphia	PA	19129	Food Pantry/Cupboard
Fairmount Farmers Market	22nd St and Fairmont Ave	Philadelphia	PA	19130	Farmers Market/Farm Stand
Francisville	1400 Ridge Ave	Philadelphia	PA	19130	Farmers Market/Farm Stand
Girard and 27th Farm Stand	27th St and Girard Ave	Philadelphia	PA	19130	Farmers Market/Farm Stand
FRANCISVILLE FM	1400 RIDGE AVE	Philadelphia	PA	19130	Farmers Market/Farm Stand
Sals Produce Plus	676 North Broad Street	Philadelphia	PA	19130	Farmers Market/Farm Stand
Greater Philadelphia Coalition Against Hunger	1725 Fairmount Ave.	Philadelphia	PA	19130	

PHILADELPHIA COUNTY RESOURCES

Mobile Unit	642 N. Broad Street	Philadelphia	PA	19130	WIC office
St. Francis Xavier	2321 Green St.	Philadelphia	PA	19130	Food Pantry/Cupboard
Trinity Baptist Church	2720 Poplar St.	Philadelphia	PA	19130	Food Pantry/Cupboard
United Methodist	804 N. Broad St.	Philadelphia	PA	19130	Food Pantry/Cupboard
Temple of Divine Love Church	1518-20 W. Girard Ave #20	Philadelphia	PA	19130	Food Pantry/Cupboard
Enon Baptist Church	19th and Green Streets	Philadelphia	PA	19130	Food Pantry/Cupboard
Baptist Women's Center Inc	1428 W. Poplar St	Philadelphia	PA	19130	Food Pantry/Cupboard
Multi-Life Service	829 N. Capitol Street	Philadelphia	PA	19130	Food Pantry/Cupboard
Whole Foods	2001 Pennsylvania Avenue	Philadelphia	PA	19130	Grocery Store
Urban Tree Harvest	53rd St Between Wyalusing and Poplar St	Philadelphia	PA	19131	Farmers Market/Farm Stand
MFSP Heritage Farm	4300 Monument Road	Philadelphia	PA	19131	Farmers Market/Farm Stand
NEIGHBORHOOD FOODS	53RD & WYALUSING	Philadelphia	PA	19131	Farmers Market/Farm Stand
Carroll Park Com'ty Council	5218 Master St	Philadelphia	PA	19131	Food Pantry/Cupboard
Pinn Memorial Baptist Church	2251 N. 54th St.	Philadelphia	PA	19131	Food Pantry/Cupboard
Freedom Develop. Corp.	4500 Westminster Ave.	Philadelphia	PA	19131	Food Pantry/Cupboard
Parkside Association	5180 Viola St	Philadelphia	PA	19131	Food Pantry/Cupboard
Resurrection Baptist Church	1610 N. 54th St	Philadelphia	PA	19131	Food Pantry/Cupboard
Wynnefield Presbyterian Church	2247 N. 54th St.	Philadelphia	PA	19131	Food Pantry/Cupboard
Camphor Memorial U.M. Church	5620 Wyalusing Ave	Philadelphia	PA	19131	Food Pantry/Cupboard
Simpson Fletcher Conestoga	5353 W. Master St	Philadelphia	PA	19131	Food Pantry/Cupboard
RHD Family House Now	1020 N. 46th Street	Philadelphia	PA	19131	Food Pantry/Cupboard
Laceys Day Care	1665 N. Wilton Street	Philadelphia	PA	19131	Food Pantry/Cupboard
ShopRite of Parkside	1575 North 52nd St	Philadelphia	PA	19131	Grocery Store
Shar-Nels	2211 N21st St	Philadelphia	PA	19132	Farmers Market/Farm Stand
North Penn Civic Assoc	29th & Chalmers Ave	Philadelphia	PA	19132	Food Pantry/Cupboard
One Day at a Time	2310 N. Broad St	Philadelphia	PA	19132	Food Pantry/Cupboard
James Spring Baptist Memorial Church	1845 W. Huntingdon Street	Philadelphia	PA	19132	Food Pantry/Cupboard
South Lehigh Action Council	2213 W. Sergeant St	Philadelphia	PA	19132	Food Pantry/Cupboard
North Penn Baptist Church	2419-23 N. 27th St	Philadelphia	PA	19132	Food Pantry/Cupboard
Morning Star COGIC	2326 N. 31st St.	Philadelphia	PA	19132	Food Pantry/Cupboard
Jubilee Commandment Keepers	2440 N.15th St.	Philadelphia	PA	19132	Food Pantry/Cupboard
Gather's The People House	3061 N. 15th Street	Philadelphia	PA	19132	Food Pantry/Cupboard
Fellowship Revival Church	2408 W. Lehigh Ave	Philadelphia	PA	19132	Food Pantry/Cupboard
Faithful Temple Church	3416-18 W. Allegheny Ave	Philadelphia	PA	19132	Food Pantry/Cupboard
Geiger Memorial Brethren Church	2543 W. Lehigh Ave.	Philadelphia	PA	19132	Food Pantry/Cupboard
Saint Martin de Porres	2340 W. Lehigh Ave.	Philadelphia	PA	19132	Food Pantry/Cupboard
Cathedral Baptist Church	1700 West Camber Street	Philadelphia	PA	19132	Food Pantry/Cupboard
Colorado Com'ty Program	2247 N. 20th St	Philadelphia	PA	19132	Food Pantry/Cupboard



PHILADELPHIA COUNTY RESOURCES

Minute by Minute	2562 N. 18th Street	Philadelphia	PA	19132	Food Pantry/Cupboard
Little Gospel Temple Cupboard	2540 N. 25th Street	Philadelphia	PA	19132	Food Pantry/Cupboard
New Pond Baptist Church	3224-26 W. York Street	Philadelphia	PA	19132	Food Pantry/Cupboard
CASMI	2602 N. Corlies St.	Philadelphia	PA	19132	Food Pantry/Cupboard
City Temple Baptist Church	2512 N. Broad St	Philadelphia	PA	19132	Food Pantry/Cupboard
Save-A-Lot	2801 W Dauphin St	Philadelphia	PA	19132	Grocery Store
Fairhill Square	4th St and Lehigh Ave	Philadelphia	PA	19133	Farmers Market/Farm Stand
North Philadelphia WIC Office	3141 Germantown Avenue	Philadelphia	PA	19133	WIC office
Lehigh WIC Office	217-33 Lehigh Avenue	Philadelphia	PA	19133	WIC office
Operation Second Chance Rescue	507 York St	Philadelphia	PA	19133	Food Pantry/Cupboard
Davis Temple Bapt. Church	2261 Franklin St	Philadelphia	PA	19133	Food Pantry/Cupboard
Neighborhood Action Bureau	2565 Germantown Ave	Philadelphia	PA	19133	Food Pantry/Cupboard
Prim Iglesia Hispanic Alliance	810 W. Somerset Street	Philadelphia	PA	19133	Food Pantry/Cupboard
Salvation Army	3150 N. Mascher St	Philadelphia	PA	19133	Food Pantry/Cupboard
Southern Home Services	3149 Germantown Ave.	Philadelphia	PA	19133	Food Pantry/Cupboard
People United Together	1007 W. Lehigh Ave	Philadelphia	PA	19133	Food Pantry/Cupboard
Holy Cross Church/MLK Center	813 W. Lehigh Ave.	Philadelphia	PA	19133	Food Pantry/Cupboard
Germantown Salvation Army	2601 N. 11th St.	Philadelphia	PA	19133	Food Pantry/Cupboard
Hope Prison Ministry	508 W. Cumberland St.	Philadelphia	PA	19133	Food Pantry/Cupboard
Fairhill Tenant Council	2411 North 11th Street	Philadelphia	PA	19133	Food Pantry/Cupboard
The Lighthouse	152 W. Lehigh Ave.	Philadelphia	PA	19133	Food Pantry/Cupboard
Crossroads Com'y Center	2918 N. 6th St.	Philadelphia	PA	19133	Food Pantry/Cupboard
St. Mark Outreach Baptist Church	924 West Cambria Street	Philadelphia	PA	19133	Food Pantry/Cupboard
Congresso de Latinos	216 W. Somerset St.	Philadelphia	PA	19133	Food Pantry/Cupboard
Father House Of Prayer Mission	3040-44 Germantown Ave	Philadelphia	PA	19133	Food Pantry/Cupboard
PRODUCE CONNECTION	1812-14 E ALLEGHENY AVE	Philadelphia	PA	19134	Farmers Market/Farm Stand
Kensington WIC Office	3047 Kensington Avenue	Philadelphia	PA	19134	WIC office
Aramingo Avenue WIC Office	2401 E. Tioga Avenue	Philadelphia	PA	19134	WIC office
Kensington Neighborhood House	Frankford Avenue	Philadelphia	PA	19134	Food Pantry/Cupboard
St. Joan of Arc Church	2025 E. Atlantic St.	Philadelphia	PA	19134	Food Pantry/Cupboard
The Salvation Army Pioneer Corps	1920 E. Allegheny Ave	Philadelphia	PA	19134	Food Pantry/Cupboard
Kensington Assembly of God	Frankford Avenue	Philadelphia	PA	19134	Food Pantry/Cupboard
Divine Breath Baptist Church	428 E. Erie Ave	Philadelphia	PA	19134	Food Pantry/Cupboard
Free Church of St. John	3089 Emerald St.	Philadelphia	PA	19134	Food Pantry/Cupboard
ShopRite of Knorr Street	6725 Frankford Ave	Philadelphia	PA	19135	Grocery Store
St Jerome Church	Holme Ave & Stamford St	Philadelphia	PA	19136	Food Pantry/Cupboard
ShopRite of Aramingo Avenue	3745 Aramingo Avenue	Philadelphia	PA	19137	Grocery Store
Save-A-Lot	3801-03 Aramingo Ave	Philadelphia	PA	19137	Grocery Store

PHILADELPHIA COUNTY RESOURCES

West Oak Lane	7200 Ogontz Ave	Philadelphia	PA	19138	Farmers Market/Farm Stand
Stenton Family Manor	1300 E Tulpehocken St	Philadelphia	PA	19138	Farmers Market/Farm Stand
St. Peter's Evangelical Lutheran Church	74th Avenue & Briar Road	Philadelphia	PA	19138	Food Pantry/Cupboard
Christian Church of Divine Truth	6065 E. Wister Street	Philadelphia	PA	19138	Food Pantry/Cupboard
Corinthian Baptist Church	6113 N. 21st St.	Philadelphia	PA	19138	Food Pantry/Cupboard
New Covenant Presbyterian Church	6329 Limekiln Pike	Philadelphia	PA	19138	Food Pantry/Cupboard
St. Luke's Food Cupboard	5421 Germantown Avenue	Philadelphia	PA	19138	Food Pantry/Cupboard
Pathway Evangelical Church	5604 Chew Ave.	Philadelphia	PA	19138	Food Pantry/Cupboard
Grace Community Baptist Church	6628 Limekiln Pike	Philadelphia	PA	19138	Food Pantry/Cupboard
St. Benedict	1940 E. Cheltenham Ave.	Philadelphia	PA	19138	Food Pantry/Cupboard
Harambe Baptist Church	5648 Chew Ave.	Philadelphia	PA	19138	Food Pantry/Cupboard
The Fresh Grocer	5301 Chew Ave	Philadelphia	PA	19138	Grocery Store
Haddington	52nd St and Haverford Ave	Philadelphia	PA	19139	Farmers Market/Farm Stand
Mill Creek Farm	4901 Brown Street	Philadelphia	PA	19139	Farmers Market/Farm Stand
Walnut Hill	4610 Market St	Philadelphia	PA	19139	Farmers Market/Farm Stand
Community Blessing Center	26 S. 57th Street	Philadelphia	PA	19139	Food Pantry/Cupboard
Mt. Olive	5501 Locust Street	Philadelphia	PA	19139	Food Pantry/Cupboard
Emmanuel A.M.E. Church	5917 Chestnut Street	Philadelphia	PA	19139	Food Pantry/Cupboard
Zion Hill Baptist Church	5301 Spruce St	Philadelphia	PA	19139	Food Pantry/Cupboard
Holy Temple Community Center	363 N. 60th St	Philadelphia	PA	19139	Food Pantry/Cupboard
Church of the Holy Apostles	260 S. 51st St.	Philadelphia	PA	19139	Food Pantry/Cupboard
Holy Temple of Lord	5116 Market Street	Philadelphia	PA	19139	Food Pantry/Cupboard
West Park Plaza	4600 Fairmount Ave	Philadelphia	PA	19139	Food Pantry/Cupboard
The Salvation Army	5501 Market St.	Philadelphia	PA	19139	Food Pantry/Cupboard
Tabernacle Lutheran Church	5843 Spruce St	Philadelphia	PA	19139	Food Pantry/Cupboard
Reeve Memorial Presbyterian Church	50th & Aspen St.	Philadelphia	PA	19139	Food Pantry/Cupboard
Our Lady of the Rosary Church	345 N. 63rd Street	Philadelphia	PA	19139	Food Pantry/Cupboard
Open Door Mission True Light Church	401 N. 52nd St.	Philadelphia	PA	19139	Food Pantry/Cupboard
Mt. Carmel Baptist Church	5732 Race St.	Philadelphia	PA	19139	Food Pantry/Cupboard
Holy Temple Church Community Center	363 N. 60th Street	Philadelphia	PA	19139	Food Pantry/Cupboard
The Fresh Grocer	5601 Chestnut St	Philadelphia	PA	19139	Grocery Store
Save-A-Lot	5601 Vine Street	Philadelphia	PA	19139	Grocery Store
Hunting Park	W Hunting Park Ave and Old York Road	Philadelphia	PA	19140	Farmers Market/Farm Stand
The Word In Action	1539 W. Courtland Street	Philadelphia	PA	19140	Food Pantry/Cupboard
H.E.R.O. Community Center	3439 N. 17th Street	Philadelphia	PA	19140	Food Pantry/Cupboard
Taylor Memorial Baptist Church	Shepherds Kitchen	Philadelphia	PA	19140	Food Pantry/Cupboard
Nicetown CDC/NAC	4414 Germantown Avenue	Philadelphia	PA	19140	Food Pantry/Cupboard
Worldwide Evangelistic Church	3919 N. 5th Street	Philadelphia	PA	19140	Food Pantry/Cupboard

PHILADELPHIA COUNTY RESOURCES

Zion Community Center	3600 N. Broad Street	Philadelphia	PA	19140	Food Pantry/Cupboard
Our Lady of Hope	1907 W. Tioga Street	Philadelphia	PA	19140	Food Pantry/Cupboard
Bridgeway, Inc	1800 W. Ontario St	Philadelphia	PA	19140	Food Pantry/Cupboard
Casa del Carmen	4400 N. Reese St.	Philadelphia	PA	19140	Food Pantry/Cupboard
Christ Church & St. Ambrose	PO Box 38109	Philadelphia	PA	19140	Food Pantry/Cupboard
Fellowship Tabernacle Church	4541 N. Broad St	Philadelphia	PA	19140	Food Pantry/Cupboard
First Redemption Church	4400 N. Broad St	Philadelphia	PA	19140	Food Pantry/Cupboard
Harold O. Davis Baptist Church	4500 N. 10th Street	Philadelphia	PA	19140	Food Pantry/Cupboard
Hunting Park CDC	3961 N. 9th St.	Philadelphia	PA	19140	Food Pantry/Cupboard
Iglesia Pente, Rosa de Saron	3718 N. Randolph St.	Philadelphia	PA	19140	Food Pantry/Cupboard
Memorial Tabernacle Baptist Church	2249 W. Hunting Park Ave	Philadelphia	PA	19140	Food Pantry/Cupboard
Opportunity Towers	1717-27 W. Hunting Park Ave	Philadelphia	PA	19140	Food Pantry/Cupboard
Hunting Park	1044C Rising Sun Ave	Philadelphia	PA	19140	Food Pantry/Cupboard
People In Progress	4131 N. Broad St.	Philadelphia	PA	19140	Food Pantry/Cupboard
St. Hugh Catholic Church	145 W. Tioga St.	Philadelphia	PA	19140	Food Pantry/Cupboard
Zion Baptist Church	3601 N. Broad St	Philadelphia	PA	19140	Food Pantry/Cupboard
Olney Transportation Center	Broad St and Olney Ave	Philadelphia	PA	19141	Farmers Market/Farm Stand
Bible Believing Church	928 W. Duncannon Ave	Philadelphia	PA	19141	Food Pantry/Cupboard
Champlost Homes	1953 Nedro Avenue	Philadelphia	PA	19141	Food Pantry/Cupboard
Second Macedonia Baptist	1301 W. Ruscomb St	Philadelphia	PA	19141	Food Pantry/Cupboard
Our Lady of Hope	5200 N. Broad St.	Philadelphia	PA	19141	Food Pantry/Cupboard
Holy Rock Miss. Baptist	1980 Church Lane	Philadelphia	PA	19141	Food Pantry/Cupboard
Have Fun! Refund	1900 W. Logan St	Philadelphia	PA	19141	Food Pantry/Cupboard
Page Academy	1524 Champlost Avenue	Philadelphia	PA	19141	Food Pantry/Cupboard
Burning Bush Ministry	6037 Elmwood Avenue	Philadelphia	PA	19142	Food Pantry/Cupboard
Southwest Community Services	6424 Woodland Ave.	Philadelphia	PA	19142	Food Pantry/Cupboard
Catholic Social Services / Our Lady of Loreto Church	6214 Grays Avenue	Philadelphia	PA	19142	Food Pantry/Cupboard
58th and Chester	58th and Chester St	Philadelphia	PA	19143	Farmers Market/Farm Stand
Farm 51	51st St and Chester Ave	Philadelphia	PA	19143	Farmers Market/Farm Stand
48th & Baltimore Farmers Market	801 South 48th Street	Philadelphia	PA	19143	Farmers Market/Farm Stand
Firehouse FM	701 South 50th Street & Baltimore Avenue	Philadelphia	PA	19143	Farmers Market/Farm Stand
Woodland Avenue Health Center	1741 S. 54th Street	Philadelphia	PA	19143	WIC office
Paradise Emmanuel Church	4704-08 Woodland Ave.	Philadelphia	PA	19143	Food Pantry/Cupboard
St. Philip Lutheran Church	5210 Wylausing Avenue	Philadelphia	PA	19143	Food Pantry/Cupboard
New Spirit Presbyterian Church	5736 Chester Ave.	Philadelphia	PA	19143	Food Pantry/Cupboard
Allen Food Bank	5902 Addison St.	Philadelphia	PA	19143	Food Pantry/Cupboard
Black Concerned Citizens	5101 Pine St.	Philadelphia	PA	19143	Food Pantry/Cupboard

PHILADELPHIA COUNTY RESOURCES

Concerned Parents Inc.	5407 Woodland Ave	Philadelphia	PA	19143	Food Pantry/Cupboard
Crusaders for Christ	1201 S. 47th St	Philadelphia	PA	19143	Food Pantry/Cupboard
59th Street Baptist Church	315 59th St	Philadelphia	PA	19143	Food Pantry/Cupboard
Bartram Village Tenant	5407 Bartram Drive	Philadelphia	PA	19143	Food Pantry/Cupboard
Mt Zion Baptist Church	5015 Woodland Ave	Philadelphia	PA	19143	Food Pantry/Cupboard
Southwest Com'ty Enrichment Center	1341 S. 46th St.	Philadelphia	PA	19143	Food Pantry/Cupboard
The People's Baptist Church	5039 Baltimore Ave.	Philadelphia	PA	19143	Food Pantry/Cupboard
Theresa Maxis Center @ Most Blessed Sacrament Church	5628 Chester Ave.	Philadelphia	PA	19143	Food Pantry/Cupboard
R.A.G.S. to Riches CDC	626 S. 60th Street	Philadelphia	PA	19143	Food Pantry/Cupboard
Judah House of Prayer	626 S. 60th Street	Philadelphia	PA	19143	Food Pantry/Cupboard
St. Cyprian Church	525 S. Cobbs Creek Parkway	Philadelphia	PA	19143	Food Pantry/Cupboard
The Fresh Grocer	5406 Chester Ave	Philadelphia	PA	19143	Grocery Store
Save-A-Lot	5800 Woodland Ave	Philadelphia	PA	19143	Grocery Store
Save-A-Lot	5740 Baltimore Ave	Philadelphia	PA	19143	Grocery Store
Germantown	6026 Germantown Ave	Philadelphia	PA	19144	Farmers Market/Farm Stand
Grumblethorpe House	5267 Germantown Ave	Philadelphia	PA	19144	Farmers Market/Farm Stand
GERMANTOWN KITCHEN GARDER	215 E PENN ST	Philadelphia	PA	19144	Farmers Market/Farm Stand
Germantown WIC Office	Germantown and Mt. Pleasant Avenues	Philadelphia	PA	19144	WIC office
St. Matthew's First Baptist Church	634 E. Chelten Ave	Philadelphia	PA	19144	Food Pantry/Cupboard
Adoni Baptist Church	221 E. Logan St	Philadelphia	PA	19144	Food Pantry/Cupboard
Polite Temple Baptist Church	38 E. Price Street	Philadelphia	PA	19144	Food Pantry/Cupboard
Wister Townhouse	292 E. Ashmead St	Philadelphia	PA	19144	Food Pantry/Cupboard
Enon Tabernacle Baptist Church	230 W. Coulter St	Philadelphia	PA	19144	Food Pantry/Cupboard
Germantown Settlement	324 E. High St	Philadelphia	PA	19144	Food Pantry/Cupboard
Grace Com'ty Christian Center	29 W. Johnson St	Philadelphia	PA	19144	Food Pantry/Cupboard
Happy Hollow Advisory Council	4800 Wayne Ave	Philadelphia	PA	19144	Food Pantry/Cupboard
Queen Lane Apartments	301 W. Queen Lane, Apt. 405	Philadelphia	PA	19144	Food Pantry/Cupboard
St. Stephen's Memorial Baptist	15 W. Harvey St	Philadelphia	PA	19144	Food Pantry/Cupboard
St. Vincent De Paul Church	109 E. Price St.	Philadelphia	PA	19144	Food Pantry/Cupboard
Faith Chapel Church	108 E. Price St.	Philadelphia	PA	19144	Food Pantry/Cupboard
Wisdom Germantown Settlement	16 E. Wister St.	Philadelphia	PA	19144	Food Pantry/Cupboard
The Peace Factory	218 E. Haines Street	Philadelphia	PA	19144	Food Pantry/Cupboard
Youth Services, Inc	6325 Burbridge St	Philadelphia	PA	19144	Food Pantry/Cupboard
Zion Hill Church of God in Christ	529 E. Washington Lane	Philadelphia	PA	19144	Food Pantry/Cupboard
United Morton Homes Tenant	5842 Osceola Street	Philadelphia	PA	19144	Food Pantry/Cupboard
22nd and Tasker	22nd and Tasker St	Philadelphia	PA	19145	Farmers Market/Farm Stand
Broad and Snyder	Broad and Snyder St	Philadelphia	PA	19145	Farmers Market/Farm Stand

PHILADELPHIA COUNTY RESOURCES

Pennsy Flea Market	1600 S Warfield St	Philadelphia	PA	19145	Farmers Market/Farm Stand
Produce Farmers Market & Deli	2043 West Oregon Avenue	Philadelphia	PA	19145	Farmers Market/Farm Stand
As the Holy Spirit Leads	1843 S. 22nd St	Philadelphia	PA	19145	Food Pantry/Cupboard
Chester Dionna Habitat for Children	2247 S. 15th Street	Philadelphia	PA	19145	Food Pantry/Cupboard
Tasker Homes	3103 Fernon St	Philadelphia	PA	19145	Food Pantry/Cupboard
Tasker St. Baptist Church	2018 Tasker St	Philadelphia	PA	19145	Food Pantry/Cupboard
Wilson Park	2500 Jackson St	Philadelphia	PA	19145	Food Pantry/Cupboard
Bibleway M.B. Church	1705 Point Breeze Ave.	Philadelphia	PA	19145	Food Pantry/Cupboard
ShopRite of Oregon Ave	24th St & Oregon Ave	Philadelphia	PA	19145	Grocery Store
Save-A-Lot	1300 Washington Ave.	Philadelphia	PA	19145	Grocery Store
Save-A-Lot	2201 Oregon Ave	Philadelphia	PA	19145	Grocery Store
29th and Wharton	29th and Wharton St	Philadelphia	PA	19146	Farmers Market/Farm Stand
Right Triangle Inc	1201 South 19th Street	Philadelphia	PA	19146	Farmers Market/Farm Stand
The Point Breeze	1529 South 22nd Street	Philadelphia	PA	19146	Farmers Market/Farm Stand
Older Adult	2319 Fitzwater Street	Philadelphia	PA	19146	Food Pantry/Cupboard
Zion Hill Memorial Baptist Church	2702 Ellsworth Street	Philadelphia	PA	19146	Food Pantry/Cupboard
First Pentecostal Church	1503-1507 S. 20th Street	Philadelphia	PA	19146	Food Pantry/Cupboard
New Light Beulah Baptist	1701 Bainbridge St	Philadelphia	PA	19146	Food Pantry/Cupboard
Catholic Social Services / St. Charles Borromeo Church	1941 Christian Street	Philadelphia	PA	19146	Food Pantry/Cupboard
Church of the Redeemer Baptist	1440 S. 24th St	Philadelphia	PA	19146	Food Pantry/Cupboard
Ebenezer Church	15th and Christian Sts.	Philadelphia	PA	19146	Food Pantry/Cupboard
Greater Faith Church	1101 S. 27th St	Philadelphia	PA	19146	Food Pantry/Cupboard
John Gloucester House	2147 Manton St	Philadelphia	PA	19146	Food Pantry/Cupboard
Salvation Army / Grays Ferry Corps	3225 Reed St.	Philadelphia	PA	19146	Food Pantry/Cupboard
Tindley Temple U.M. Church	762 S. Broad St.	Philadelphia	PA	19146	Food Pantry/Cupboard
Zion Hill Memorial Baptist	2702 Ellsworth St	Philadelphia	PA	19146	Food Pantry/Cupboard
St. Gabriel Parish	2917 Dickinson St	Philadelphia	PA	19146	Food Pantry/Cupboard
Broad and South	Broad and South St	Philadelphia	PA	19147	Farmers Market/Farm Stand
Fountain	11th and Tasker St	Philadelphia	PA	19147	Farmers Market/Farm Stand
Headhouse	2nd and Lombard St	Philadelphia	PA	19147	Farmers Market/Farm Stand
South and Passyunk	South St and Passyunk Ave	Philadelphia	PA	19147	Farmers Market/Farm Stand
Academy Fresh	400 Washington Avenue	Philadelphia	PA	19147	Farmers Market/Farm Stand
Bella Vista	9th & Montrose St	Philadelphia	PA	19147	Farmers Market/Farm Stand
South Philadelphia WIC Office	1536 S. Broad Street	Philadelphia	PA	19147	WIC office
One Day At A Time	425 South Broad St.	Philadelphia	PA	19147	Food Pantry/Cupboard
United Communities-Hawthorne	1100 Catherine St	Philadelphia	PA	19147	Food Pantry/Cupboard
Christ Presbyterian Church	1020 S. 10th Street	Philadelphia	PA	19147	Food Pantry/Cupboard

PHILADELPHIA COUNTY RESOURCES

Whole Foods	929 South St	Philadelphia	PA	19147	Grocery Store
Super Fresh	1001 South St	Philadelphia	PA	19147	Grocery Store
Dickinson	E Moyamensing and Morris St	Philadelphia	PA	19148	Farmers Market/Farm Stand
Broad and Ritner	Broad and Ritner St	Philadelphia	PA	19148	Farmers Market/Farm Stand
Fountain Farmers Market	East Passyunk Avenue and Tasker Street	Philadelphia	PA	19148	Farmers Market/Farm Stand
Philabundance	3616 South Galloway Street	Philadelphia	PA	19148	
Southeast Asian Mutual Assoc	1622 S. 7th St	Philadelphia	PA	19148	Food Pantry/Cupboard
St. Paul's Episcopal Church	2611 S. Broad St	Philadelphia	PA	19148	Food Pantry/Cupboard
United Com'ty Houston	2029 S. 8th St	Philadelphia	PA	19148	Food Pantry/Cupboard
Renew In Christ Ministry	1734 South 5th Street	Philadelphia	PA	19148	Food Pantry/Cupboard
ALDI Philadelphia, PA	2603 S. Front Street	Philadelphia	PA	19148	Grocery Store
ShopRite of Snyder Plaza	29 Snyder Avenue	Philadelphia	PA	19148	Grocery Store
Super Fresh	1851 South Columbus Boulevard	Philadelphia	PA	19148	Grocery Store
Oxford Circle	900 East Howell St	Philadelphia	PA	19149	Farmers Market/Farm Stand
Dutch Country Farmers Market	2031 Cottman Avenue	Philadelphia	PA	19149	Farmers Market/Farm Stand
Temple Shalom Mitzvah	Large St. & Roosevelt Blvd.	Philadelphia	PA	19149	Food Pantry/Cupboard
ACME	6601 Roosevelt Blvd	Philadelphia	PA	19149	Grocery Store
Wadsworth	1555 Wadsworth Ave	Philadelphia	PA	19150	Farmers Market/Farm Stand
GROWING FOR GOOD	1552 WADSWORTH AVE	Philadelphia	PA	19150	Farmers Market/Farm Stand
Remmanil Church	7710-12 Ogontz Avenue	Philadelphia	PA	19150	Food Pantry/Cupboard
Phila Deliverance Taber. Church	7501 Ogontz Ave	Philadelphia	PA	19150	Food Pantry/Cupboard
ShopRite of Cheltenham Square	2385 W Cheltenham Avenue	Philadelphia	PA	19150	Grocery Store
Overbrook Farms	6376 City Ave	Philadelphia	PA	19151	Farmers Market/Farm Stand
St. Rose of Lima Church	1535 N. 59th Street	Philadelphia	PA	19151	Food Pantry/Cupboard
Asian American Com'ty Center	6218 Woodbine Ave	Philadelphia	PA	19151	Food Pantry/Cupboard
Calvin Presbyterian Church	1401 N. 60th St.	Philadelphia	PA	19151	Food Pantry/Cupboard
Children of the Light Mission	734 North 63rd St.	Philadelphia	PA	19151	Food Pantry/Cupboard
St. Barnabas Mission	6400 Haverford Ave.	Philadelphia	PA	19151	Food Pantry/Cupboard
Good Samaritan Baptist Church	6148 Lansdowne Ave.	Philadelphia	PA	19151	Food Pantry/Cupboard
ShopRite of Haverford	6710 Haverford	Philadelphia	PA	19151	Grocery Store
Northeast WIC Office	8570 Bustleton Avenue	Philadelphia	PA	19152	WIC office
New World Association	2218 Glendale Ave	Philadelphia	PA	19152	Food Pantry/Cupboard
ACME	8200 Roosevelt Blvd	Philadelphia	PA	19152	Grocery Store
Eastwick United Methodist Church	8321 Lindbergh Blvd.	Philadelphia	PA	19153	Food Pantry/Cupboard
ShopRite of Island Avenue	2946 Island Avenue	Philadelphia	PA	19153	Grocery Store
Holy Redeemer	12265 Townsend Rd	Philadelphia		19154	Food Pantry/Cupboard

**APPENDIX G: COUNTY HEALTH RANKING**

	Pennsylvania	Philadelphia	Bucks	Montgomery
<b>Health Outcomes</b>		<b>67</b>	<b>12</b>	<b>6</b>
<b>Length of Life</b>		<b>65</b>	<b>13</b>	<b>4</b>
Premature death	6,926	10,151	5,889	5,087
<b>Quality of Life</b>		<b>66</b>	<b>17</b>	<b>10</b>
Poor or fair health	14%	20%	11%	10%
Poor physical health days	3.5	4.4	2.9	2.7
Poor mental health days	3.6	4.6	3.5	3.1
Low birthweight	8.3%	11.1%	7.5%	7.2%
Health Factors		67	6	1
Health Behaviors		64	5	4
Adult smoking	20%	23%	16%	15%
Adult obesity	29%	30%	26%	24%
Food environment index	7.7	6.3	8.6	8.5
Physical inactivity	24%	27%	22%	19%
Access to exercise opportunities	85%	100%	94%	95%
Excessive drinking	17%	17%	19%	17%
Alcohol-impaired driving deaths	34%	26%	31%	37%
Sexually transmitted infections	431	1,344	179	239
Teen births	28	54	12	13
Clinical Care		63	7	2
Uninsured	12%	16%	9%	8%
Primary care physicians	1,249:1	1,549:1	1,122:1	682:1
Dentists	1,600:1	1,532:1	1,285:1	1,085:1
Mental health providers	623:1	498:1	529:1	409:1
Preventable hospital stays	63	67	66	53



	<b>Pennsylvania</b>	<b>Philadelphia</b>	<b>Bucks</b>	<b>Montgomery</b>
Diabetic monitoring	86%	83%	87%	87%
Mammography screening	63.4%	58.9%	64.2%	68.5%
Social & Economic Factors		67	6	1
High school graduation	85%	65%	93%	92%
Some college	61.9%	56.5%	69.7%	77.3%
Unemployment	7.4%	10.0%	6.9%	6.3%
Children in poverty	19%	36%	8%	8%
Income inequality	4.7	6.2	4.1	4.4
Children in single-parent households	33%	59%	20%	20%
Social associations	12.3	7.9	7.5	10.9
Violent crime	357	1,190	112	182
Injury deaths	66	83	59	55
Physical Environment		1	26	62
Air pollution - particulate matter	12.9	11.6	11.6	11.8
Drinking water violations	8%	0%	6%	34%
Severe housing problems	15%	24%	15%	14%
Driving alone to work	77%	50%	83%	79%
Long commute - driving alone	34%	48%	39%	42%

© 2015 County Health Rankings. All rights reserved.